



~~FOR OFFICIAL USE ONLY~~
~~CROWN COPYRIGHT RESERVED~~

CONDITIONS OF RELEASE

- ~~1 This information is released by the UK Government for Defence purposes only.~~
- ~~2 This information must be afforded the same degree of protection as that afforded to information of an equivalent security marking originated by the recipient Government or as required by the recipient Government's security regulations.~~
- ~~3 This information may be disclosed only within the Defence Department of the recipient Government, except as otherwise authorized by the Ministry of Defence (Army).~~
- 4 This information may be subject to privately owned rights.

TRAILER LIGHTWEIGHT GS CARGO

ILLUSTRATED PARTS CATALOGUE


This publication contains information covering the requirements of levels 1, 2 and 3.

BY COMMAND OF THE DEFENCE COUNCIL

Kenn Trewin

Ministry of Defence
Issued by
DEFENCE LOGISTICS ORGANISATION


REPRINTED INCORPORATING AMDT 1



AMENDMENT RECORD

Amdt No.	Incorporated by (Signature)	Date
1	[REDACTED]	7/6/07
2		
3		
4		
5		
6		
7		
8		
9		
10		
11		
12		
13		
14		
15		
16		
17		
18		
19		
20		
21		
22		
23		
24		
25		
26		
27		
28		
29		
30		
31		

Amdt No.	Incorporated by (Signature)	Date
32		
33		
34		
35		
36		
37		
38		
39		
40		
41		
42		
43		
44		
45		
46		
47		
48		
49		
50		
51		
52		
53		
54		
55		
56		
57		
58		
59		
60		
61		
62		



CONTENTS

PRELIMINARY MATERIAL	Page
Front Cover	(i)/(ii)
AMENDMENT RECORD	(iii)/(iv)
CONTENTS (this list)	(v)
PREFACE	(vi)
Introduction	(vi)
Hazardous material	(vi)
Quantities	(vi)
Demands	(vi)
Modification records	(vii)
Annotations	(vii)
Abbreviations	(vii)
Amendments	(vii)
Indentations	(vii)
Publication information	(viii)
Related and associated publications	(viii)
Related publications	(viii)
Associated publications	(ix)
Applicability details	(ix)
List of abbreviations	(x)
COMMENT(S) ON AESP*	Final leaf

ILLUSTRATED PARTS CATALOGUE

Chapter

- 1 General information
- 2 Parts lists
- 2-1 Body assembly
- 2-2 Chassis assembly
- 2-3 Electrical system
- 2-4 Labels and decals
- 3 Indexes
- 3-1 Index of NATO stock numbers to chapter, figure and item numbers
- 3-2 Index of manufacturers part/drawing numbers to chapter, figure and item numbers
- 3-3 Index of NATO stock numbers to item names and descriptions
- 3-4 Index of NATO supply codes for manufacturers to manufacturers name

PREFACE**Sponsor: DEC ELS****INTRODUCTION**

1 Service users should forward any comments on this publication through the channels prescribed in AESP 0100-P-011-013. An AESP Form 10 is provided at the end of this publication; it should be photocopied and used for forwarding comments on this AESP.

2 The subject matter of this publication may be affected by Defence Council Instructions (DCIs), Standing Operating Procedures (SOPs) or by local regulations. When any such Instruction, order or regulation contradicts any portion of this publication it is to be taken as the overriding authority.

3 This Illustrated Parts Catalogue (IPC) is designed as an aid to the identification of components parts or assemblies of parts of the equipment, and to provide the information necessary for the demanding of spares. This IPC should not be used as a dismantling, maintenance, repair, storage, transportation or operation guide.

4 This IPC may list some or all of the parts comprising the equipment concerned, but only those parts given a NATO Stock Number or Service Catalogue or Referencing Number will normally be available as spares. Should there be a requirement for an item not assigned a number, demands may be submitted quoting the IPC Number (Royal Navy), AP Number (Royal Air Force) or AESP Number (Army), Item Number, Figure Reference and Item Name. Where a manufacturer's number is known, this should also be quoted.

Hazardous material

5 This catalogue may list some items which are hazardous materials within the terms of the HSW Act (1974) and current COSHH Regulations refer to Safety Data Information published in JSP(F) 395, Material Regulations for the Army Volume 9 Pamphlet No. 1 or AP100B-10.

6 This catalogue is a guide to the selection and ordering of spare parts. It should not be used as a maintenance manual as no safety warnings are including in the catalogue.

Quantities

7 The figure in the 'No. off' column specifies the quantity required for the unit (or assembly, sub-assembly, etc) concerned; it does not indicate the quantity to be demanded.

Demands

8 When demanding Spare Parts the following particulars must be quoted:

- 8.1 Domestic Management Code (DMC).
- 8.2 NATO Stock Number (NSN).
- 8.3 Item Name.
- 8.4 Names of the Equipment for which the part is required.
- 8.5 Manufacturer's reference, if known.

NOTE

Alternatives quoted apply only to the Equipment covered by this IPC.

Modification records

9 Modification numbers indicating sub-chapter details applicable to the IPC are listed on the 'RECORD OF MODIFICATION' page in Chapter 2. Further detail is then identified on the 'RECORD OF MODIFICATION' page of the appropriate level sub-chapter.

Annotations

10 The following notations are used in this publication:

10.1 A/R (As required) - When appearing in the 'No. off' column indicates that the quantity is 'as required'.

10.2 NFD (Not fully defined) - when appearing in the 'Annotation' column indicates that the part number/drawing number for the item is not fully defined.

10.3 NI (Not illustrated) when appearing with a number in the 'Fig Item' column indicates that the item is not illustrated.

10.4 NP (Non-provisioned) - when appearing in the 'NATO Stock Number' column indicates that the item may be illustrated, but not available from stock as a replacement item.

10.5 REF (Reference) - When appearing in the 'No. off' column indicates that the item is listed for reference purposes only.

Abbreviations

11 Abbreviations and symbols used in this IPC are listed separately.

Amendments

12 Amendments to the catalogue will be published as and when necessary. These will be numbered consecutively, and the AMENDMENT RECORD sheet is to be completed for each Amendment List embodied.

13 New or amended matter will be highlighted by side lining to show the extent of the amendment.

Indentations

14 Items are listed in a logical assembly/disassembly order and are indented by the 'Dot System' in which each 'dot' depicts the relationship of the item to the main assembly:

MAIN ASSEMBLY

Attaching parts for main assembly

. FIRST LEVEL OF BREAKDOWN (Sub-assembly or detail part of main assembly)

. Attaching parts for first level

. . SECOND LEVEL OF BREAKDOWN (Sub-sub-assembly or detail part of Sub-assembly)

. . Attaching parts for second level

. . . THIRD LEVEL OF BREAKDOWN (Sub-sub-sub-assembly or detail part of Sub-sub-assembly)

. . . Attaching parts for third level

FOURTH LEVEL OF BREAKDOWN (sub-sub-sub-sub assembly or detail part of sub-sub-sub assembly).

Attaching parts for the fourth level.

NOTES

- (1) Attaching parts for the Main Assembly are listed at the end of the text of the Main Assembly.
- (2) NATO Stock Numbers (NSN's) quoted in this IPC will supersede any number that may have been allotted previously.

Publication information

15 Any communication regarding this catalogue should be made to the controlling publication authority.

RELATED AND ASSOCIATED PUBLICATIONS

Related publications

16 The Octad for the subject equipment consists of the publications shown overleaf. All references are prefixed with the first eight digits of this publication. The availability of the publications can be checked by reference to the relevant Group Index (see AESP 0100-A-001-013).

Category/Sub-category			Information Level			
			1 User/Operator	2 Unit Maintenance	3 Field Maintenance	4 Base Maintenance
1	0	Purpose and Planning Information	101	101	101	*
	1	Equipment Support Policy Directives	111	111	111	*
	2	Purpose and Planning Information, Medical and Dental	*	*	*	*
2	0	Operating Information	201	*	*	*
	1	Aide-Memoire	*	*	*	*
	2	Training Aids	*	*	*	*
3		Technical Instructions	201	302	302	*
4	1	Installation Instructions	411	411	411	*
	2	Preparation for Special Environments	421	421	421	*
5	1	Failure Diagnosis	201	512	512	*
	2	Repair Instructions	201	522	522	*
	3	Inspection Standards	*	532	532	*
	4	Calibration Procedure	*	*	*	*
6		Maintenance Schedule	601	601	*	*
7	1	Illustrated Part Catalogue	711	711	711	*
	2	Commercial Parts List	*	*	*	*
	3	Complete Equipment Schedule, Production	*	*	*	*
	4	Complete Equipment Schedule, Service Edition (Simple Equipment)	741	741	741	*
	5	Complete Equipment Schedule, Service Edition (Complex Equipment)	*	*	*	*
8	1	Modification Instructions	*	*	*	*
	2	General Instructions, Special Technical Instructions and Servicing Instructions	*	821	821	*
	3	Service Engineered Modification Instructions (RAF only)	*	*	*	*

* Categories/Sub-categories not published

Associated Publications

17 There are no associated publications complimentary to this publication.

APPLICABILITY DETAILS

18 This IPC relates to the following equipment:

<u>NSN</u>	<u>Veh Code</u>	<u>Contract</u>
2330-99-908-6472	NB 2853-3107	LLV/DBG/424

LIST OF ABBREVIATIONS

The following abbreviations are in accordance with the requirements of JSP187.

Each abbreviation is listed individually but may appear in the text coupled with others:- eg. ft/min, ft/sec, o/a lg, o/a dim, hex hd.

A	Ampere	dB	Decibel
ac	Alternating current	dc	Direct current
A/F	Across flats	deg	Degree
Ag	Silver	dia	Diameter
Al	Aluminium	dim	Dimension
ANC	American national coarse thread	DIN	German metric thread
ANF	American national fine thread	dp	Double pole
ANP	American national pipe thread	dpdt	Double pole, double-throw
ANPT	American national taper thread	dpst	Double pole, single-throw
approx	approximately	dt	Double throw
A/R	As required		
asb	Asbestos	ext	External
assy	Assembly		
Au	Gold	F	Fahrenheit
AWG	American wire gauge	F	Farad
		Fe	Iron
BA	British association screw thread	Fig	Figure
Be	Beryllium	flex	Flexible
bhp	Brake horse power	fl oz	Fluid ounce
br	Brass	ft	Foot, feet
BS	British Standard		
BSF	British standard fine thread	g	Gramme
BSP	British standard pipe thread	gal	Gallon
BSPT	British standard pipe taper thread	galv	Galvanised
BSW	British standard Whitworth thread		
Btu	British thermal unit	h	Height, high
		H	Henry
C	Celsius (centigrade)	h	Hour
c	Centi (one hundredth)	hd	Head
cc	Cubic centimetre	hex	Hexagon
ccw	Counterclockwise	Hg	Mercury
Cd	Cadmium	hp	Horse power
circ	Circumference	HSS	High speed steel
cm	Centimetre	HTS	High tensile steel
Co	Cobalt	Hz	Hertz
contd	Continued		
Cr	Chromium	id	Inside diameter
cres	Corrosion resistant steel	in.	Inch
csk	Countersunk	incl	Inclusive
Cu	Copper	int	Internal
cw	Clockwise		
c/w	Complete with	J	Joule
cwt	Hundredweight		
		k	Kilo (one thousand)
		kg	Kilogramme
		km	Kilometre
		kV	Kilovolt
		kW	Kilowatt
		lg	Long (length)
		lh	Left hand
		LT	Low tension


LIST OF ABBREVIATIONS (continued)

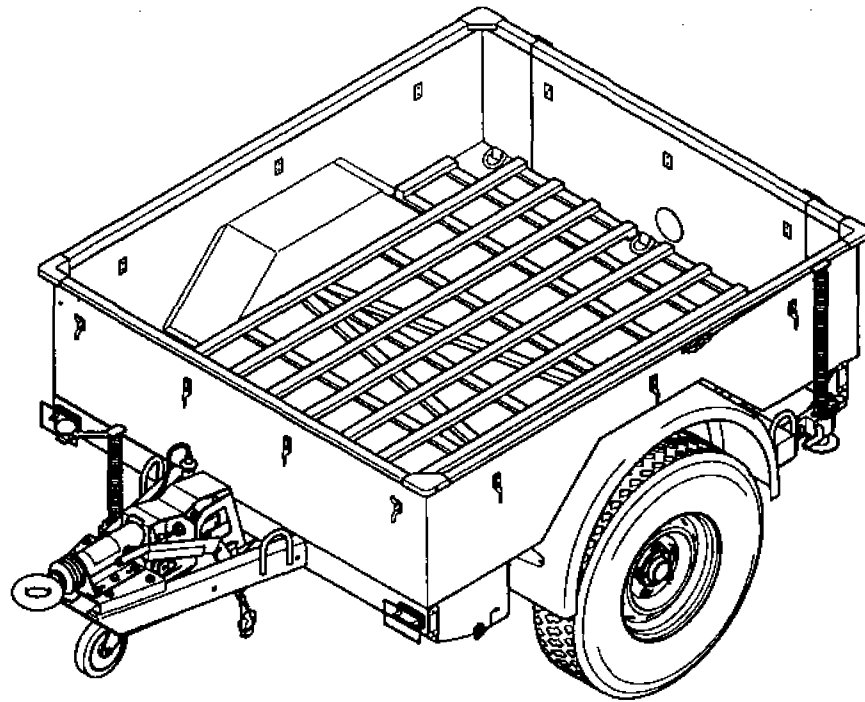
M	Mega (one million)	s	Second (time)
m	Metre	sect	Section
m	Milli (one thousandth)	sp	Single-pole
max	Maximum	spdt	Single-pole, double-throw
mb	Millibar	spst	Single-pole, single-throw
mfg	Manufacturing	sq	Square
mfr	Manufacturer	st	Single-throw
Mg	Magnesium	std	Standard
min	Minimum	SWG	Standard wire gauge
min	Minute (time)		
Mk	Mark	t	Tonne
ml	Millilitre	temp	Temperature
mm	Millimetre	thd	Thread
Mn	Manganese	thk	Thick
mod	Modification	Ti	Titanium
mtd	Mounted	tpi	Threads per inch
mtg	Mounting	tub	Tubular
matl	Material		
		?	Micro (one millionth)
n	Nano (one thousand-millionth)	UNC	Unified coarse thread
N	Newton	UNF	Unified fine thread
N	Nitrogen	u/s	Under-size
N/A	Not applicable	u/w	Used with
neg	Negative		
Ni	Nickel	V	Volt
NI	Not illustrated	var	Variable
No.	Number	vol	Volume
nom	Nominal		
NP	Non provisioned	W	Watt
NSN	NATO stock number	w	Width, wide
		w/	With
O	Oxygen	Whit	Whitworth
o/a	Over-all	wkg	Working
od	Outside diameter	w/o	Without
o/s	Over-size	wt	Weight
oz	Ounce		
		yd	Yard
Pb	Lead		
Phos B	Phosphor bronze	Zn	Zinc
pkg	Package		
pos	Positive		
pr	Pair		
psi	Pounds force per square inch		
Pt	Platinum		
pt	Pint		
PTFE	Polytetrafluoroethylene		
PVC	Polyvinyl Chloride		
%	Percent		
qty	Quantity		
rad	Radius		
rd	Round		
rect	Rectangular		
REF	Reference		
rh	Right hand		



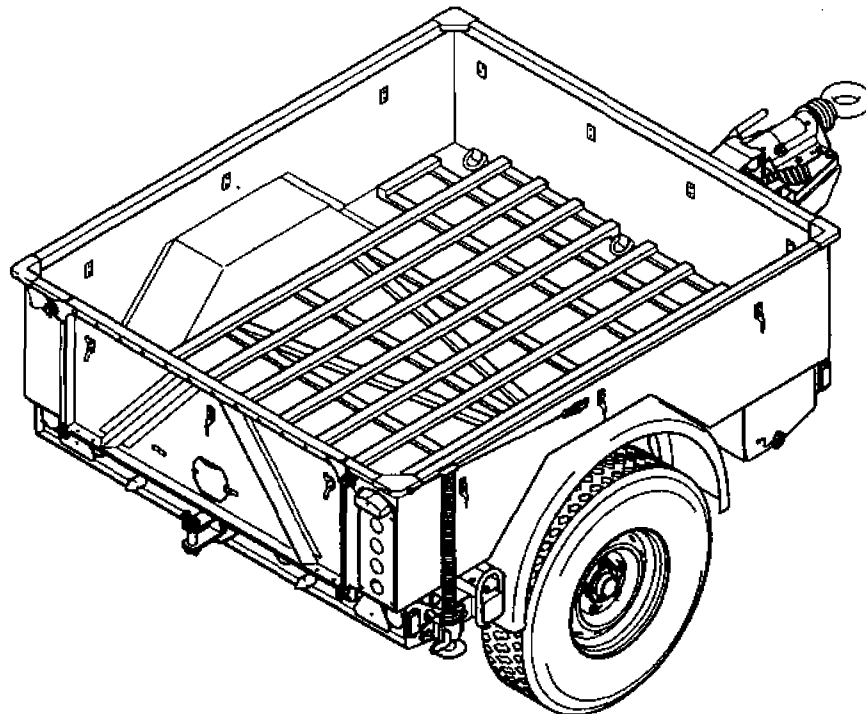
CHAPTER 1
GENERAL INFORMATION
CONTENTS

	Page
Frontispiece.....	3
Family tree (Chapter plan)	4
Index of related IPCs and sub-chapters.....	6
Index of main assemblies and sub-assemblies to related IPCs or part/drawing numbers and chapters.....	7
Index of illustrations to chapter and figure numbers	8





3/4 View Front



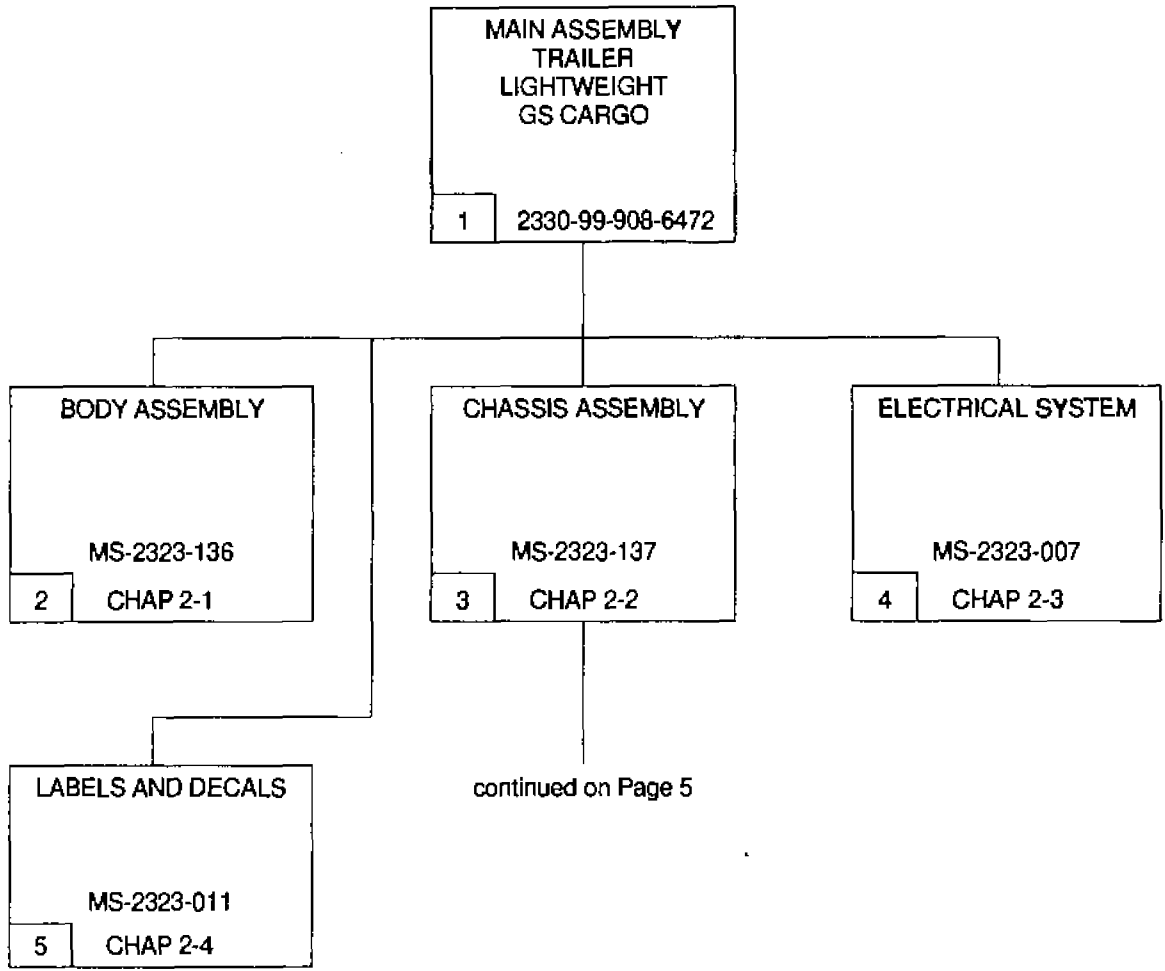
3/4 View Rear

TRL/024

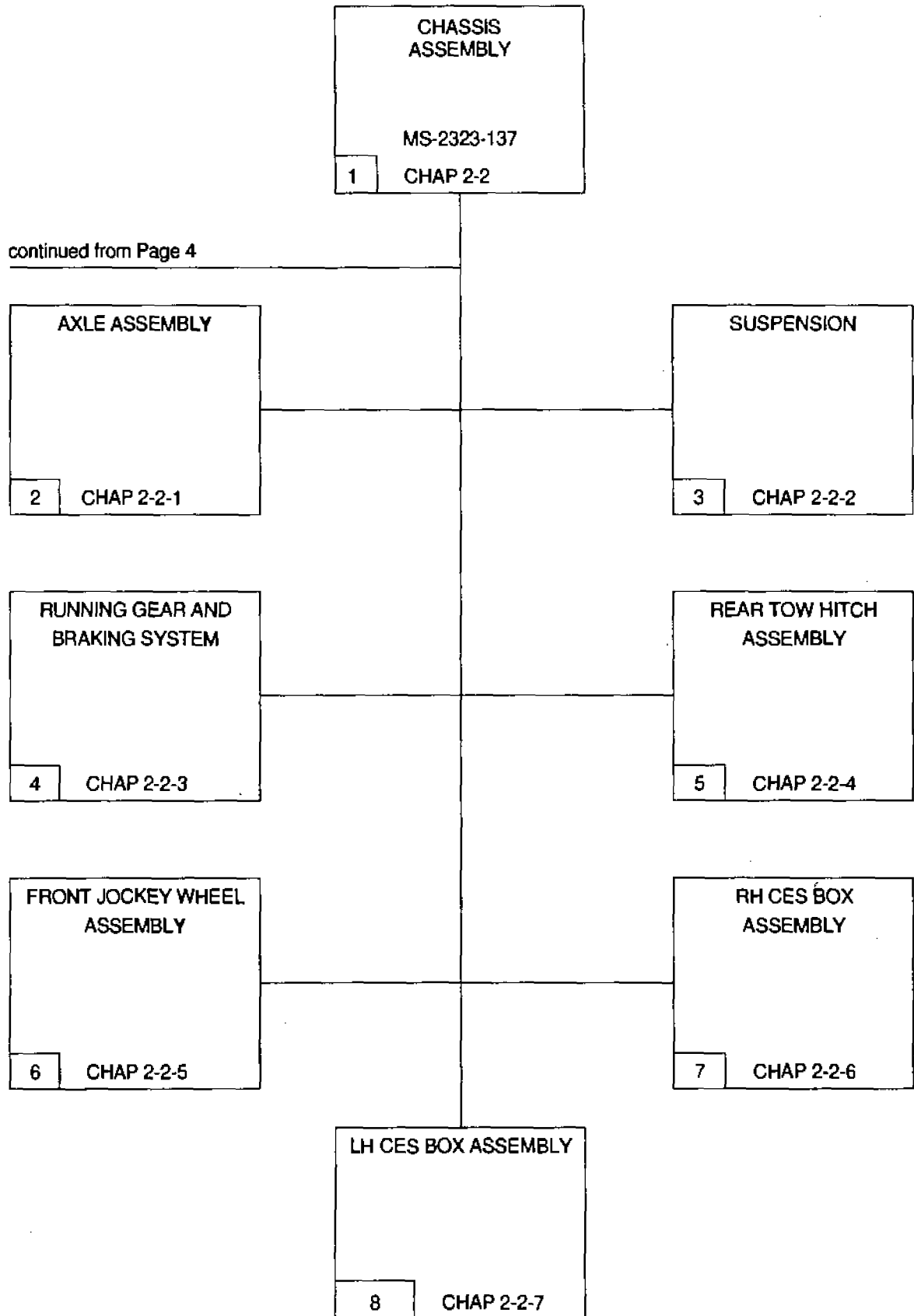
Trailer lightweight GS cargo

Chap 1

**FAMILY TREE
(PUBLICATION CHAPTER PLAN)**



FAMILY TREE
(PUBLICATION CHAPTER PLAN) (continued)



INDEX OF RELATED IPCS AND SUB-CHAPTERS

Chap Plan No.	Chap 2 Sub-Chap No.	Item Name and (if applicable) Related IPC Reference No.	Part No./Drawing No.	DMC Army	NATO Stock No.
1	-	TRAILER LIGHTWEIGHT GS CARGO (This IPC)	-	-	2330-99-908-6472

**INDEX OF MAIN ASSEMBLIES AND SUB-ASSEMBLIES
TO
RELATED IPCs OR PART DRAWING NUMBERS AND CHAPTER**

Item	Drawing No.	Chapter
Anti-roll Bar Assembly	MS-2323-139	2-2-2
Axle Assembly c/w Brakes	12041	2-2-1
Body Assembly	MS-2323-136	2-1
Chassis Assembly	MS-2323-137	2-2
Chassis Frame	MS-2323-052	2-2
Convoy Light Assembly	MS-2323-236	2-2
Electrical System	MS-2323-007	2-3
Front Jockey Wheel Assembly	12194	2-2-5
Labels and Decals	MS-2323-011	2-4
LH CES Box Assembly	MS-2323-265	2-2-7
Loom Assembly	AA-2323-204	2-3
Pipes and Rod Assembly	12042	2-2-3
Rear Tow Hitch Assembly	MS-2323-252	2-2
RH CES Box Assembly	MS-2323-277	2-2-6
Running Gear and Braking System	MS-2323-161	2-2-3
Suspension		2-2-2
Suspension Spring	AA-2323-103	2-2-2


**INDEX OF ILLUSTRATIONS
TO
CHAPTER AND FIGURE NUMBERS**

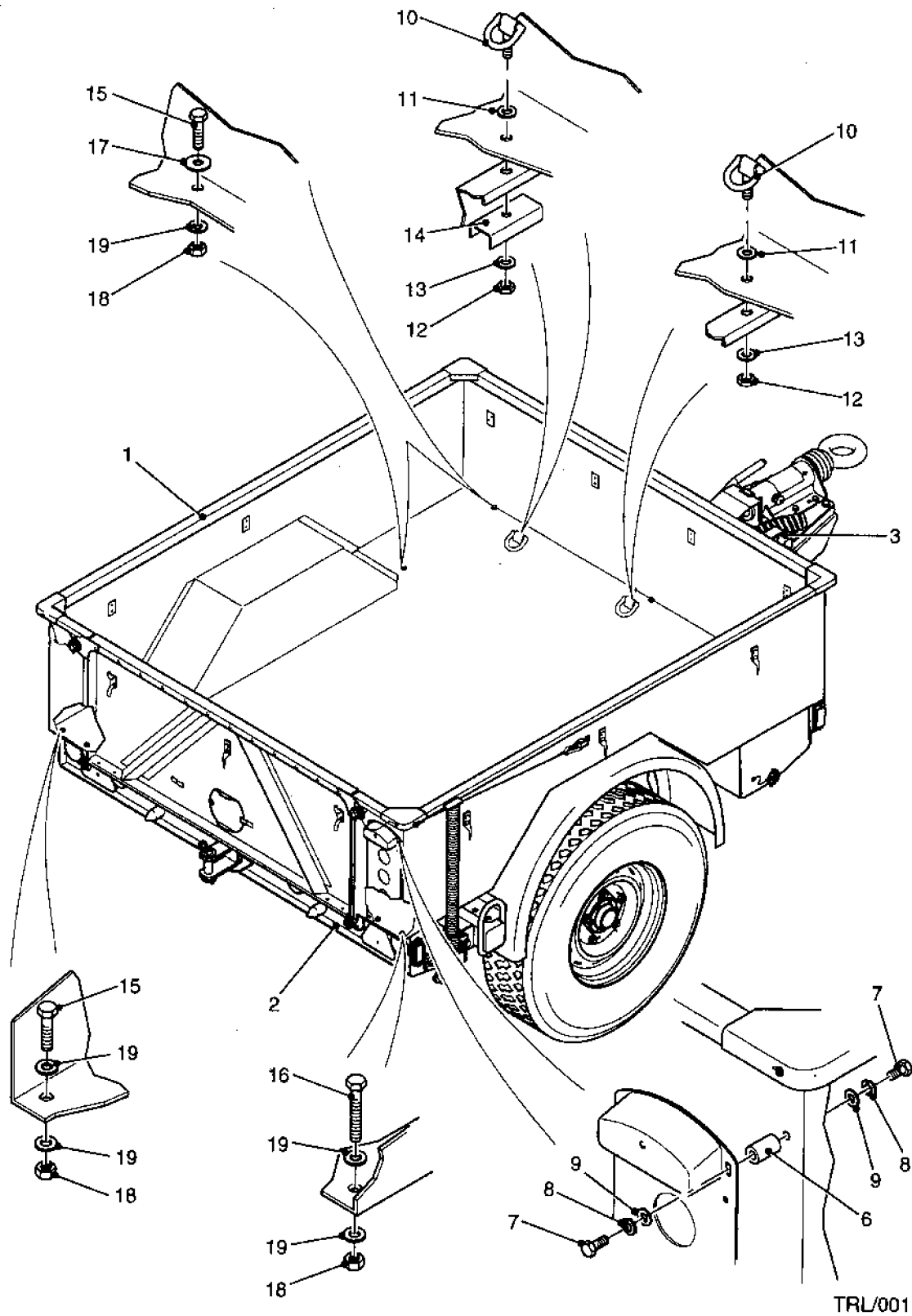
Item	Chapter	Fig
Axle Assembly Complete with Brakes	2-2-1	1
Body Assembly	2-1	1
Brake Pad Clip Set	2-2-1	3
Brake Pipes and Handbrake Rods	2-2-3	2
Central Brake Pipe Kits	2-2-3	3
Chassis Assembly	2-2	1
Convoy Light Assembly	2-2	2
Coupling, Brakelink and Handbrake	2-2-3	1
Electrical System	2-3	1
Front Jockey Wheel Assembly	2-2-5	1
Labels and Decals	2-4	1
LH CES Box Assembly	2-2-7	1
Rear Direction Indicator and Front Marker Lamps	2-3	3
Rear Tow Hitch	2-2-4	1
RH CES Box Assembly	2-2-6	1
Stop/Tail and Fog Lamps	2-3	2
Suspension - Anti Roll Bar	2-2-2	2
Suspension	2-2-2	1
Trailer Lightweight GS Cargo	1	
Trailer Lightweight GS Cargo	2	1

CHAPTER 2
PARTS LIST
TRAILER LIGHTWEIGHT GS CARGO
2330-99-908-6472

CONTENTS

	Page
Record of modifications	3
Chapter	
2-1 Body assembly	
2-2 Chassis assembly	
2-3 Electrical system	
2-4 Labels and decals	





TRL/001

Fig 1 Trailer lightweight GS cargo

PARTS LIST

Fig 1 Item	DMC Army	NATO stock number	Item name	Part No./ Dwg No.	No. off	Annotation (NSCM)
		2330-99-208-6472	TRAILER LIGHTWEIGHT GS CARGO	MS-2323-001	REF	
1			. BODY ASSEMBLY	MS-2323-136	REF	See Chap 2-1
2			. CHASSIS ASSEMBLY	MS-2323-137	REF	See Chap 2-2
3			. ELECTRICAL SYSTEM	MS-2323-007	REF	See Chap 2-3
NI 4			. LABELS AND DECALS	MS-2323-011	REF	See Chap 2-4
NI 5			. NUMBER PLATE	AA-2323-231	1	Specific to each trailer
6	7TR	5340-99-318-1120	. BUMPER, RUBBER	C-F-20-15-M6-57	1) (K8232)
7	G1	5305-99-371-9043	. SCREW, MACHINE	F1101	2) Number
8	G1	5310-99-666-0691	. WASHER, LOCK	F1058	2) plate
9	G1	5310-99-309-1094	. WASHER, FLAT	F1056	2) bracket
10	7TR	4030-99-790-4364	. SHACKLE	AA-2323-285	6	(K8232)
11			. WASHER	36456	6	
12			. NUT, THIN	F1046	6	
13			. WASHER, SPECIAL	F1047	6	
14	7TR	5340-99-500-6304	. BRACKET, DOUBLE ANGLE	AA-2323-168	2	Front outer shackles only (K8232)
15	G1	5305-99-585-8500	. SCREW, MACHINE	F1126	8	Body tub mounting
16			. SCREW, MACHINE	F1127	2	Body tub mounting RHR
17			. WASHER, PLAIN	F1017	6	Front six positions
18			. NUT, AEROTIGHT	F1014	10	
19			. WASHER, PLAIN	F1016	14	



CHAPTER 2-1
BODY ASSEMBLY
CONTENTS

	Page
Record of modifications	3
Chapter	
2-1 Body assembly	



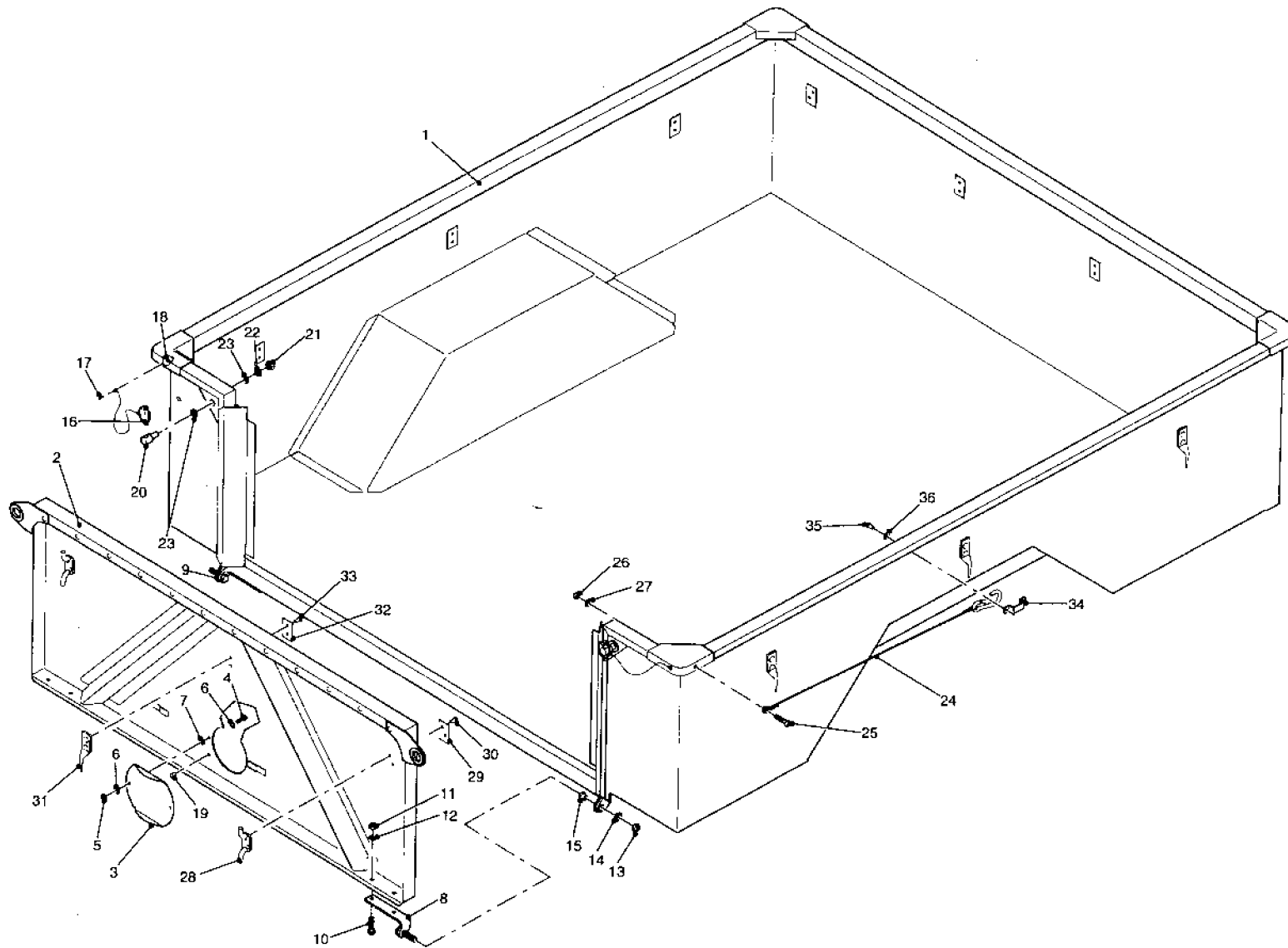



Fig 1 Body assembly

TRU/002


PARTS LIST

Fig 1 Item	DMC Army	NATO stock number	Item name	Part No./ Dwg No.	No. off	Annotation (NSCM)
			BODY ASSEMBLY	MS-2323-136	REF	
1	7TR	2510-99-582-5674	. BODY, TRAILER	MS-2323-126	1	(K8232)
2	7TR	2510-99-865-1738	. TAILGATE, VEHICLE	MS-2323-078	1	(K8232)
3	7TR	2510-99-833-4776	. PLATE, CLOSURE	AA-2323-149	1	(K8232)
4	G1	5305-99-216-9413	. SCREW, M6, S/STEEL	F1053	1	
5	G1	5310-99-212-6344	. NUT, SELF-LOCKING HEXAGON	F1057	1	
6	G1	5310-99-811-0479	. WASHER, FLAT, M6, S/STEEL	F1056	2	
7			. WASHER	032-0601-000-01	1	
8	7TR	2510-99-173-8076	. HINGE	MS-2323-292	1	(K8232)
9	7TR	2510-99-665-9761	. HINGE	MS-2323-293	1	(K8232)
10			. SCREW, MACHINE	F1125	4	
11			. NUT, AEROTIGHT	F1014	4	
12			. WASHER, PLAIN	F1016	4	
13	7TR	5310-99-131-8516	. NUT, AEROTIGHT	F1024	2	(K8232)
14	G1	5310-99-867-8397	. WASHER, PLAIN	F1026	2	
15	7TR	3120-99-589-8397	. BEARING, FLANGED	M250-1014-10	2	(K8758)
16	7TR	4020-99-212-5884	. COTTER PIN, SNAP RING C/W CORD	MS-2323-299	2	(K8232)
17			. SCREW, MACHINE	F022	2	
18	G1	5310-99-827-5524	. NUT, SELF-LOCKING, HEXAGON	F345	2	
19			. MONOBOLT	2771-0817	1	
20	7TR	5315-99-961-3054	. TAILGATE SECURING PEG	AA-2323-212	2	(K8232)
21	G1	5310-99-219-6431	. NUT, PLAIN M10	F1027	2	
22			. WASHER, LOCK	F1028	2	
23	G1	5310-99-867-8397	. WASHER, PLAIN	F1026	4	
24	7TR	4010-99-728-2055	. CABLE ASSEMBLY, TAILGATE SUPPORT	AA-2323-278	2	(K8232)
25	G1	5305-99-393-4378	. SCREW, MACHINE	F148	2	
26			. NUT, AEROTIGHT	F1014	2	
27			. WASHER, PLAIN	F1016	2	
28	6MT13	5340-99-804-7030	. CLEAT, ROPE	M19	4	(K1039)
29	7TR	2540-99-309-2254	. PLATE, STIFFENER	AA-2323-235	4	(K8232)
30			. HEMLOCK RIVET	02221-00813	8	
31	6MT13	5340-99-821-1372	. CLEAT, ROPE	M226	9	(K1039)
32	7TR	2540-99-927-5359	. PLATE, STIFFENER	AA-2323-234	9	(K8232)
33			. HEMLOCK RIVET	02221-00813	18	
34	7TR	5340-99-968-3691	. STAPLE, HASP	02-2216-01	2	(K4F32)
35			. RIVET	BE61-0611	4	
36	G1	5310-99-700-7444	. WASHER, FLAT, S/STEEL	F1070	8	



CHAPTER 2-2
CHASSIS ASSEMBLY
CONTENTS

	Page
Record of modifications.....	3
Chapter	
2-2 Chassis assembly	
2-2-1 Axle assembly	
2-2-2 Suspension	
2-2-3 Running gear and braking system	
2-2-4 Rear tow hitch assembly	
2-2-5 Front jockey wheel assembly	
2-2-6 RH CES box assembly	
2-2-7 LH CES box assembly	



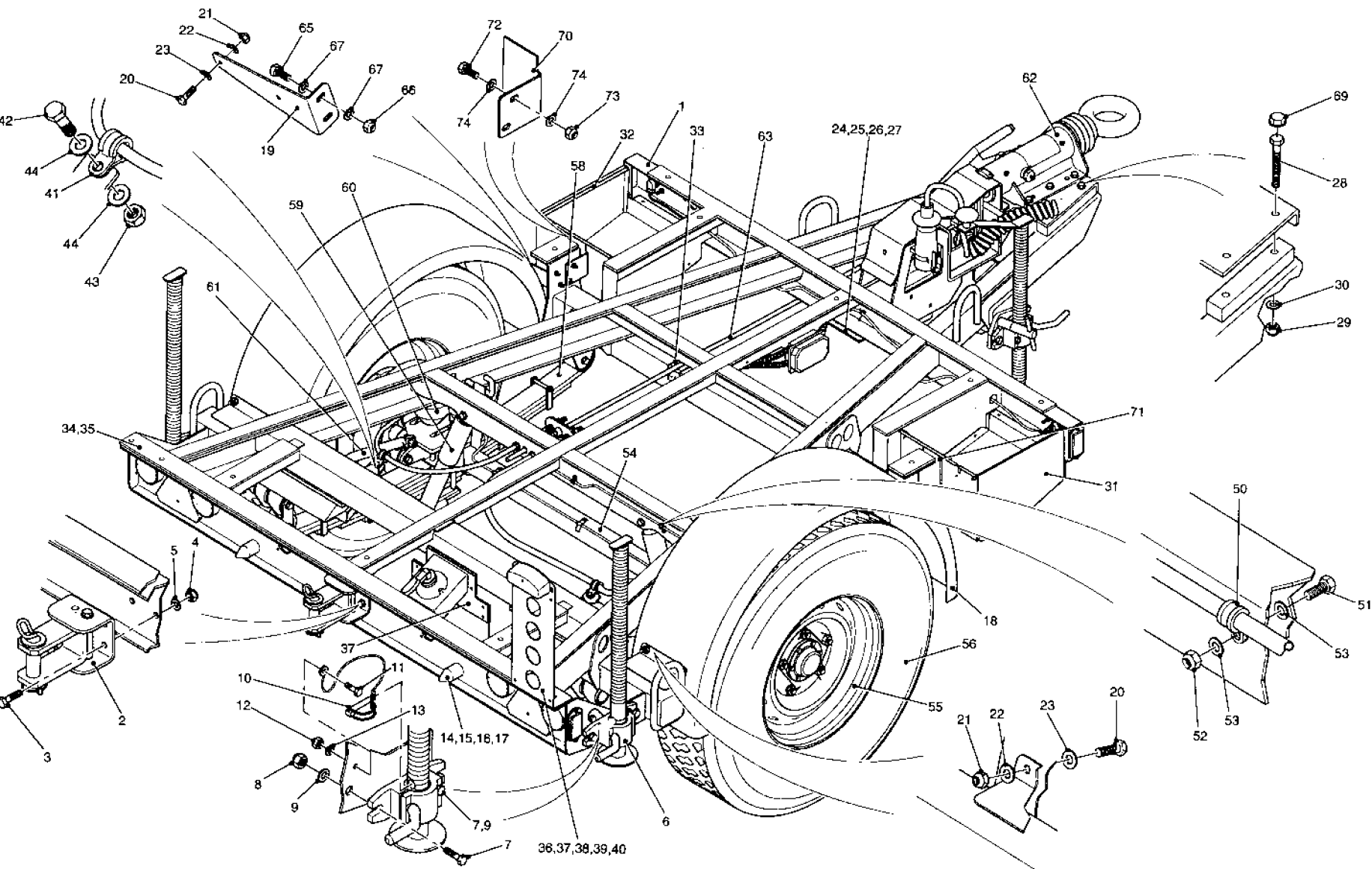


Fig 1 Chassis assembly

TRL/012

PARTS LIST

Fig 1 Item	DMC Army	NATO stock number	Item name	Part No./ Dwg No.	No. off	Annotation (NSCAM)
			CHASSIS ASSEMBLY	MS-2323-137	REF	
1			CHASSIS FRAME	MS-2323-052	1	
2			REAR TOW HITCH ASSEMBLY	MS-2323-252	1	See Chap 2-2-4
3			SCREW, MACHINE	F1155	4	
4	7TR	5310-99-131-8516	NUT, AEROTIGHT	F1024	4	(K8232)
5	G1	5310-99-867-8397	WASHER, PLAIN	F1028	4	
6	7TR	2950-99-002-0934	SUPPORT, RETRACTABLE, TRAILER	AA-2323-062	2	(K8232)
7			BOLT, MACHINE	F1246	6	
8			NUT, AEROTIGHT	F1003	4	
9			WASHER, PLAIN	F1006	6	
10	7TR	5315-99-440-1107	COTTER PIN, SNAP RING C/W CORD	AA-2323-358	2	(K8232)
11			SCREW, MACHINE	F1125	2	
12			NUT, AEROTIGHT	F1014	2	
13			WASHER, PLAIN	F1016	2	
14		5340-99-549-8089	BUMPER, RUBBER	KP-D-50-88- M10X28-57	2	(K0712)
15	7TR	5310-99-462-9732	WASHER, SPACER	AA-2323-305	2	(K8232)
16	7TR	5310-99-131-8516	NUT, AEROTIGHT	F1024	2	(K8232)
17	G1	5310-99-867-8397	WASHER, PLAIN	F1028	2	
18	7TR	2510-99-292-4698	FENDER, VEHICLE	AA-2323-233	2	(K8232)
19	7TR	5340-99-887-8315	BRACKET, MOUNTING FENDER	AA-2323-207	2	(K8232)
20	G1	5305-99-837-9041	SCREW, MACHINE	F1105	8	
21	G1	5310-99-212-6344	NUT, SELF-LOCKING, HEXAGON	F1057	8	
22	G1	5310-99-231-7188	WASHER, FLAT, M6	F1059	8	
23	G1	5310-99-811-0479	WASHER, FLAT, M6, S/STEEL	F1056	8	
24	7TR	2560-99-548-5998	FRAME SECTION, STRUCTURAL	AA-2323-306	1	Module rear mount (K8232)
25			SCREW, MACHINE	F1155	2	
26	7TR	5310-99-131-8516	NUT, AEROTIGHT	F1024	2	(K8232)
27	G1	5310-99-867-8397	WASHER, PLAIN	F1026	2	
28	G1	5306-99-461-1711	BOLT, MACHINE	F1218	4	
29	7TR	5310-99-481-1336	NUT, AEROTIGHT	F1041	4	(K8232)
30	G1	5310-99-735-6933	WASHER, PLAIN	F1042	4	
31			RH CES BOX ASSEMBLY	MS-2323-277	1	See Chap 2-2-6
32			LH CES BOX ASSEMBLY	MS-2323-265	1	See Chap 2-2-7
33	7TR	2540-99-750-5070	PROTECTOR, CHASSIS	11847M	1	Handbrake rod wear pad (UHF05)
34			BALATA BELTING	AA-2323-365	A/R	
35			DOUBLE SIDED TAPE	19180	A/R	For item 34
36	7TR	2590-99-308-4851	BRACKET, MOUNTING, NUMBER PLATE	AA-2323-210	1	(K8232)
37			CONVOY LIGHT ASSEMBLY	MS-2323-236	1	See Fig 2
38	G1	5305-99-837-9041	SCREW, MACHINE	F1105	3	
39	G1	5310-99-212-6344	NUT, SELF-LOCKING, HEXAGON	F1057	3	
40	G1	5310-99-811-0479	WASHER, FLAT, M6, S/STEEL	F1056	3	
41	7TR	5340-99-282-7221	CLIP	299-8047	3	(K2504)
42	G1	5305-99-496-0455	SCREW, CAP, HEXAGON HEAD	F012	3	Handbrake
43	G1	5310-99-827-5524	NUT, SELF-LOCKING, HEXAGON	F345	3	cables
44			WASHER, PLAIN	F378	6)

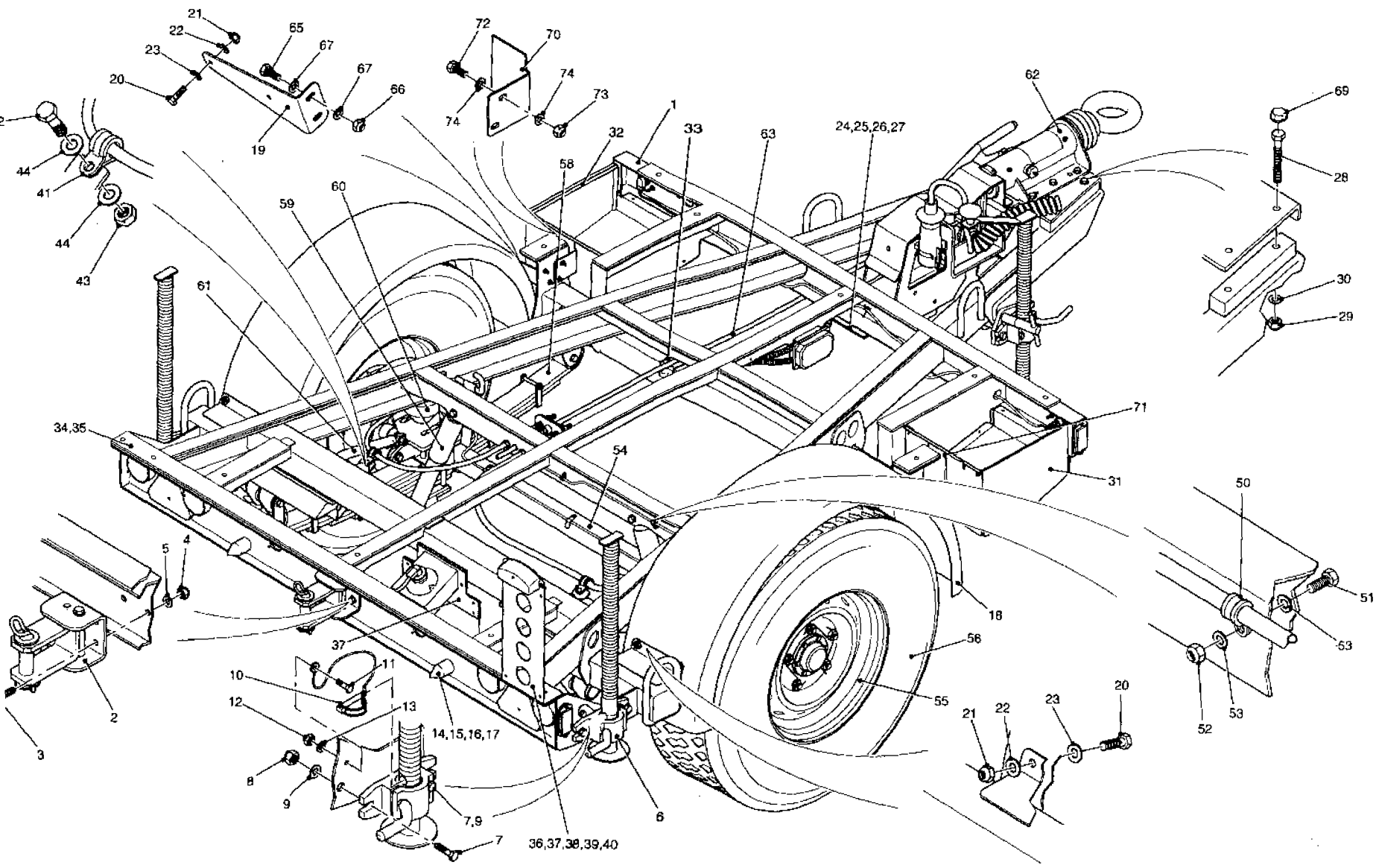
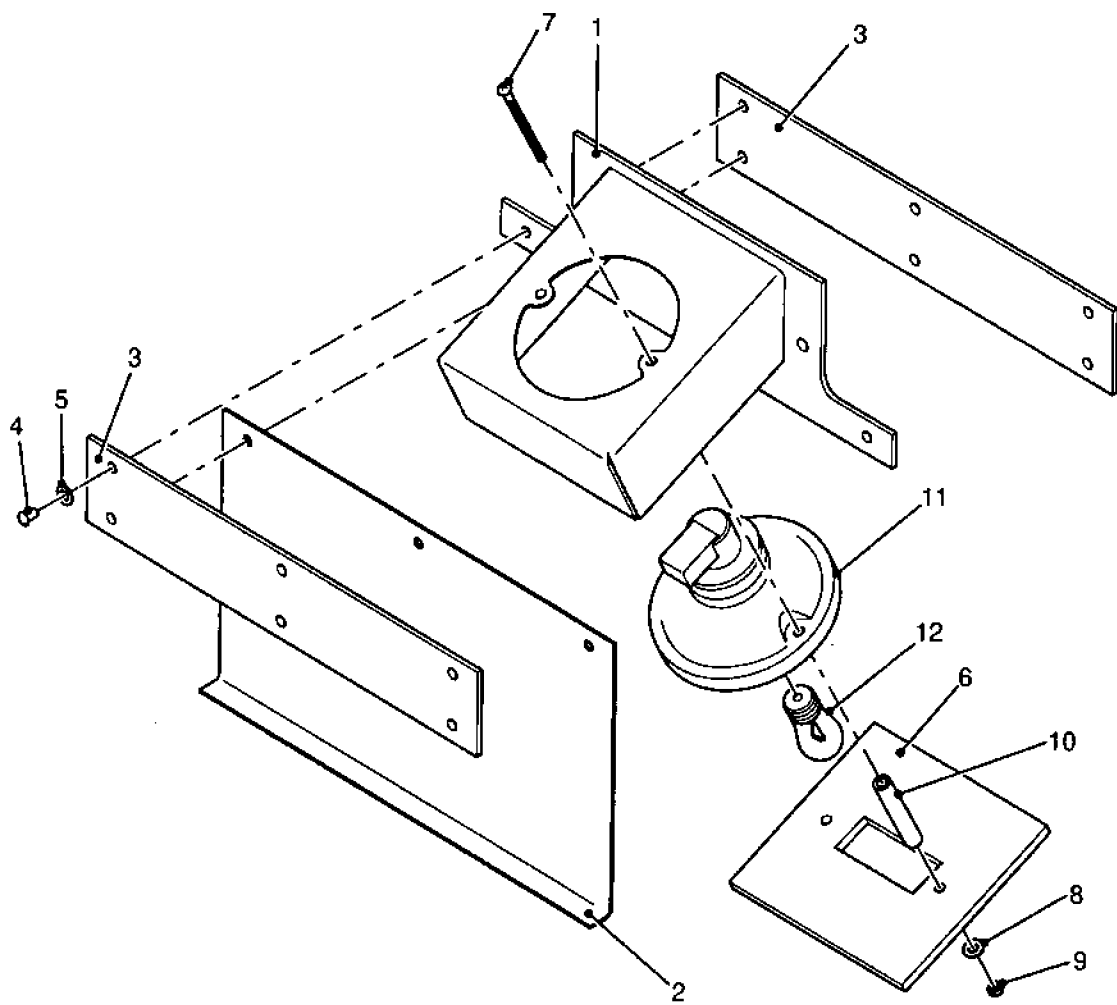


Fig 1 Chassis assembly

TRL/012

PARTS LIST

Fig 1 Item	DMC Army	NATO stock number	Item name	Part No./ Dwg No.	No. off	Annotation (NSCM)
			CHASSIS ASSEMBLY - contd			
NI 45	7TR	5325-99-608-9236	. GROMMET, NON METALLIC	PV956	1) (K7348)
NI 46	7TR	5340-99-499-8554	. CLAMP, PIPE	723-5045	4) (K7437)
NI 47	G1	5305-99-496-0455	. SCREW, MACHINE	F012	4) Longitudinal
NI 48	G1	5310-99-827-5524	. NUT, NYLOC	F345	4) member
NI 49			. WASHER, PLAIN	F378	8)
50	7TR	5340-99-499-8554	. CLAMP, PIPE	723-5045	2) (K7437)
51	G1	5305-99-4 96-0455	. SCREW, MACHINE	F012	2) RH cross-
52	G1	5310-99-827-5524	. NUT, NYLOC	F345	2) member
53			. WASHER, PLAIN	F378	4)
54			. AXLE ASSEMBLY C/W BRAKES	12041	REF	See Chap 2-2-1 (U1030)
55	7XD	2530-99-244-7869	. WHEEL, PNEUMATIC, TIRE	ANR4583PM	2	
56	6MT14	2810-99-405-6007	. TIRE, PNEUMATIC		2	
NI 57	7TR	2430-99-258-0413	. RETAINER, NUT AND BOLT	AA-2323-337	6	(K8232)
58	7TR	2510-99-858-1482	. ASSEMBLY, LEAF SPRING	AA-2323-103	REF	See Chap 2-2-2 (U5984)
59	7TR	2510-99-362-7337	. SHOCK ABSORBER, DIRECT ACTION	01.3U.00.26	REF	See Chap 2-2-2 (K6187)
60	7TR	2330-99-190-7113	. SPRING, AEON	6853011	REF	See Chap 2-2-2 (U4331)
61			. ANTI ROLL BAR ASSEMBLY	MS-2323-139	REF	See Chap 2-2-2
62			. RUNNING GEAR AND BRAKING SYSTEM	MS-2323-161	REF	See Chap 2-2-3
63			. HANDBRAKE ROD AND BALANCE BAR ASSEMBLY	12340	REF	See Chap 2-2-3
NI 64	7TR	2510-99-617-7645	. PLATE, METAL, BLANKING	AA-2323-298	1	(K8232)
65			. SCREW, MACHINE	F1125	4	
66			. NUT, AEROTIGHT	F1014	4	
67			. WASHER, PLAIN	F1016	8	
69			. NYLON NUT CAP, M12	12529	4	
70			. BRACKET	AA-2323-324	1	
71			. BRACKET	AA-2323-325	1	
72			. SCREW, MACHINE	F1125	4	
73			. NUT, AEROTIGHT	F1016	8	
74			. WASHER, PLAIN	F1014	4	



TRL/013

Fig 2 Convoy light assembly


PARTS LIST

Fig 2 Item	DMC Army	NATO stock number	Item name	Part No./ Dwg No.	No. off	Annotation (NSCM)
			CHASSIS ASSEMBLY - contd			
			. CONVOY LIGHT ASSEMBLY	MS-2323-236	REF	
1	7TR	2590-99-131-6783	.. BRACKET, MOUNTING	MS-2323-238	1	(K8232)
2	7TR	2540-99-687-2052	.. PLATE, ILLUMINATED	AA-2323-240	1	(K8232)
3	7TR	5330-99-884-7659	.. RUBBER STRIP	AA-2323-241	2	(K8232)
4			.. RIVET	TD612GT	6	
5			.. WASHER, PLAIN	F1068	12	
6	7TR	2590-99-562-5747	.. PLATE, LENS COVER	AA-2323-312	1	(K8232)
7	G1	5305-99-777-5358	.. SCREW, MACHINE	F149	2	
8	G1	5310-99-122-3031	.. WASHER, FLAT	F374	4	
9	G1	5310-99-122-5643	.. NUT, SELF-LOCKING, HEXAGON	F341	2	
10	7TR	5365-99-359-6028	.. SPACER, SLEEVE	311-4320-400-50	2	(U5F79)
11	7TR	6220-99-131-6784	.. LIGHT, UTILITY, VEHICULAR	RL800 R/A 24V	1	(K7332)
12			.. LAMP, INCANDESCENT, 24V 5W	R5W BA 15S	1	
12 (1)			.. LAMP, INCANDESCENT, 12V 5W	LLB207	1	



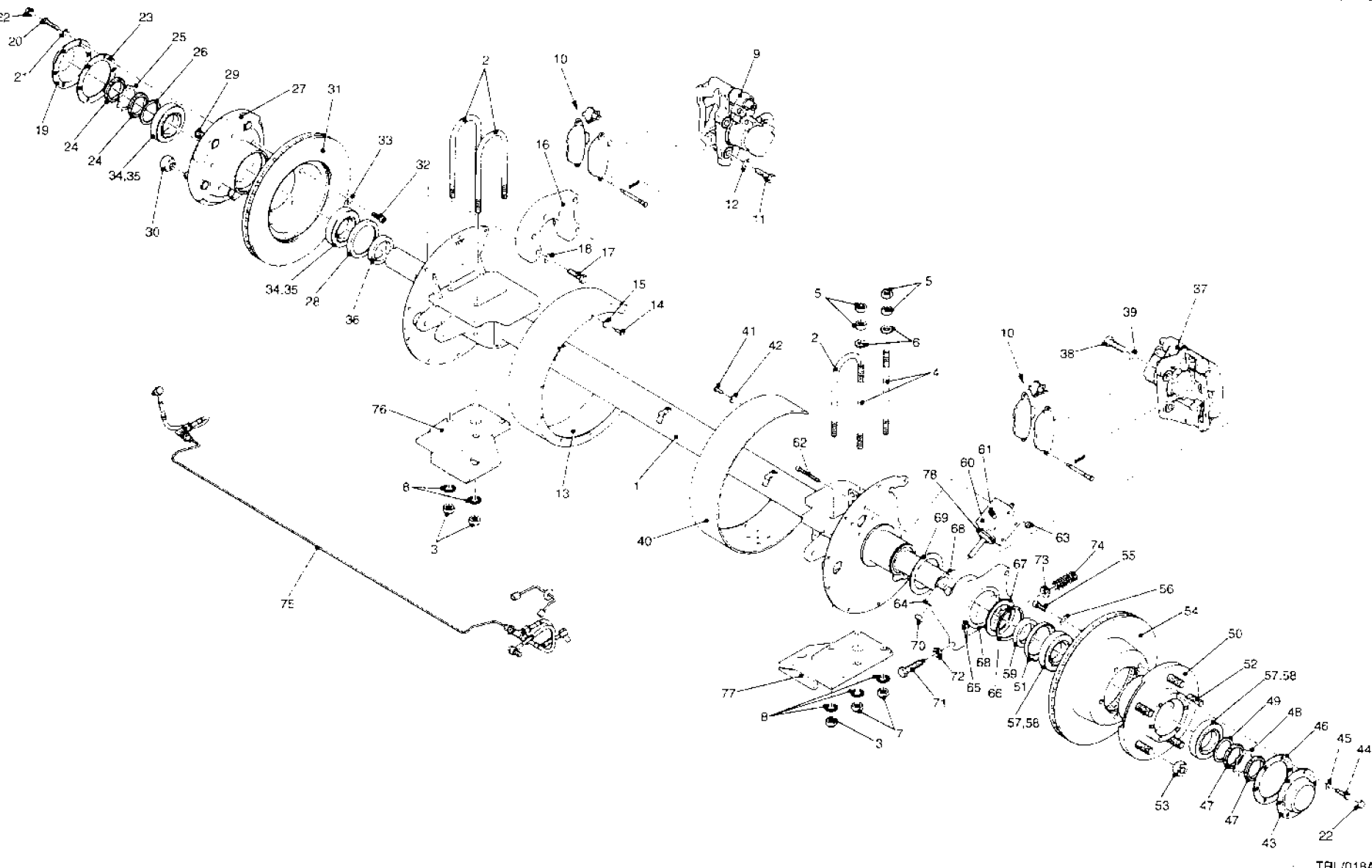
CHAPTER 2-2-1
AXLE ASSEMBLY
CONTENTS

	Page
Record of modifications	3
Chapter	
2-2-1 Axle assembly	



RECORD OF MODIFICATIONS
INCORPORATED IN THIS SUB-CHAPTER

Modification No.	Amdt No.	Items affected

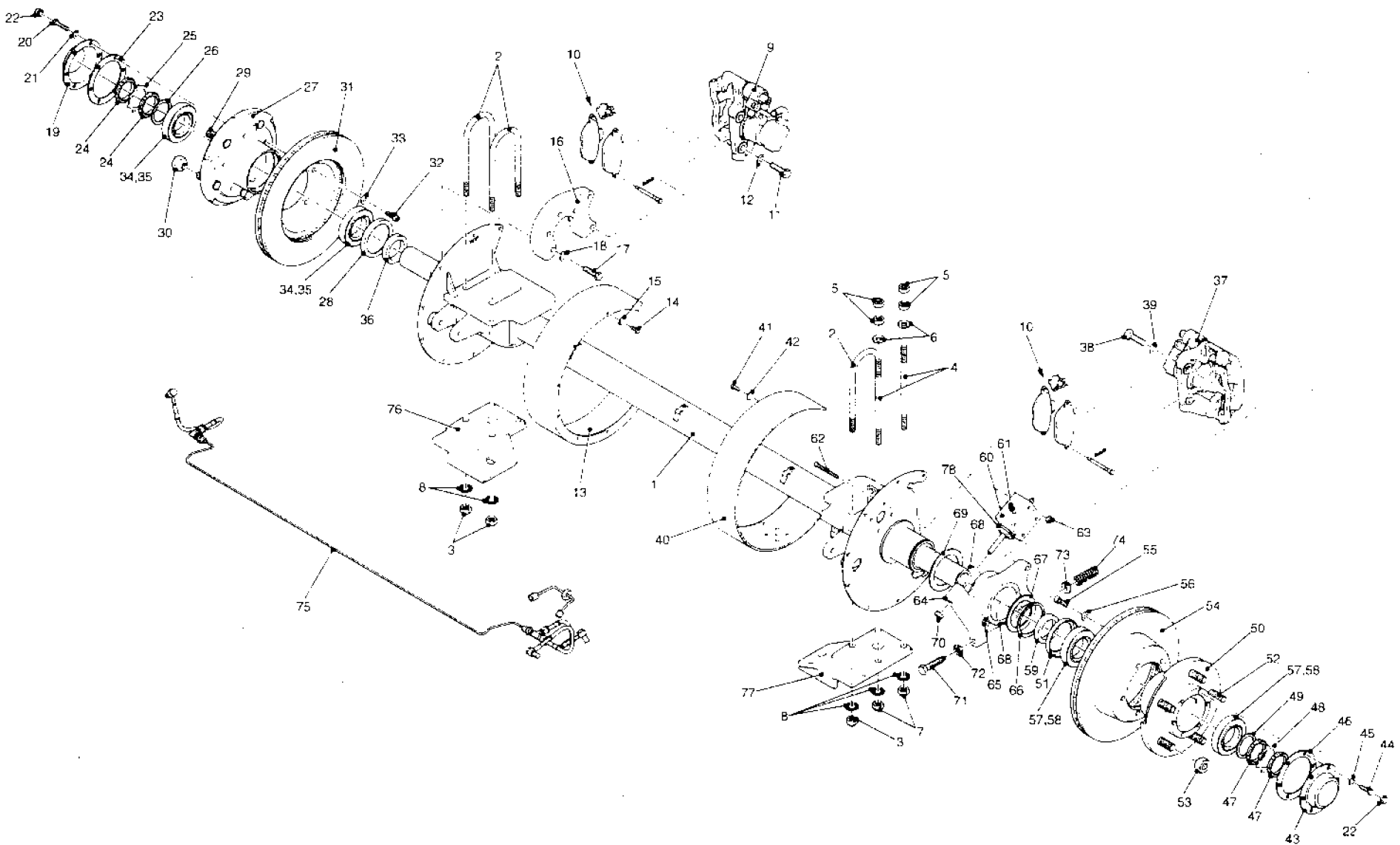


TRU018A

Fig 1 Axle assembly complete with brakes

PARTS LIST

Fig 1 Item	DMC Army	NATO stock number	Item name	Part No./ Dwg No.	No. off	Annotation (NSCM)
			AXLE ASSEMBLY CW BRAKES	12041		REF
1	7TR	2530-99-676-4702	AXLE TUBE, WELDED ASSEMBLY	12051	1	(K6226)
2	7TR	5306-99-170-5264	BOLT U	12074	3	(K6226)
3	G1	5310-99-752-5091	NUT, TITAN	12128	6	(K6226)
4	7TR	5307-99-833-7952	STUD	12336	2	(K6226)
5	G1	5310-99-869-9175	NUT, FULL	12350	4	
6	G1	5310-99-212-6477	WASHER, PLAIN	12126	2	
7	G1	5310-99-752-5091	NUT, TITAN	12128	2	(K6226)
8	G1	5310-99-131-8254	WASHER, LOCK, M12	F520	8	(K6232)
9			CALIPER ASSEMBLY, DISC BRAKE		1	See Kit 8113
10	7TR	2530-99-158-4889	DISC BRAKE SHOE SET comprising ANTI SQUEAL SHIMS PADS SPRING CLIPS R CLIPS PINS	KIT 8112	1	(K6226)
11	G1	5306-99-212-6478	BOLT, MACHINE	12129	2	
12			WASHER, SPRING	12173	2	
13	7TR	2530-99-264-0392	SHIELD, BRAKE DISC	10969-1	1	(K6226)
14			SCREW, MACHINE	10967	8	
15			WASHER, SHAKEPROOF	M32006000042	8	
16			BRACKET, MOUNTING		1	See Kit 8118
17			BOLT, MACHINE	12171	4	
18			WASHER, SPRING	12172	4	
19	7TR	2530-99-258-8997	CAP, GREASE	12176	1	(K6226)
20	G1	5305-99-666-0956	SCREW, MACHINE	12182	6	
21	G1	5310-99-316-8060	WASHER, SPRING	12161	6	
22			NYLON BOLT CAP	12530	12	
23	7TR	5330-99-354-0431	GASKET	11885	1	(K6226)
24	7TR	5310-99-248-4032	NUT, PLAIN, ROUND	11884	2	(K6226)
25	7TR	5310-99-502-2592	WASHER, KFV	11883	1	(K6226)
26	7TR	3120-99-433-1322	BEARING, WASHER, THRUST	11882	1	(K6226)
27	7TR	2530-99-743-0406	HUB, WHEEL, VEHICULAR CW STUDS	12721	1	(K6226)
28	8M*1	5330-99-109-9996	SEAL, PLAIN	DPSM639010	1	(K0640)
29	7TR	5307-99-912-0252	STUD, WHEEL	12159	5	(K6226)
30	7TR	5310-99-400-8025	NUT, PLAIN, CONE SEAT, HEXAGON	12158	5	(K6226)
31			BRAKE, DISC	12896	1	See Kit 8110
32			SCREW, MACHINE	12939	5	
33			WASHER, PLAIN	12883	5	
34			BEARING, CUP (INNER)		2	See Kit
35			BEARING, CONE (OUTER)		2	8108
36			RING, MACHINED OIL SEAL	11860	1	
37			CALIPER ASSEMBLY, DISC BRAKE		1	See Kit 8114
38	G1	5306-99-212-6478	BOLT, MACHINE	12129	2	(K6226)
39			WASHER, SPRING	12173	2	
40	7TR	2530-99-186-9143	SHIELD, BRAKE DISC	10969	1	(K6226)
41			SCREW, MACHINE	10967	8	
42			WASHER, SHAKEPROOF	M32006000042	8	
43	7TR	2530-99-258-8997	CAP, GREASE	12176	1	(K6226)
44	G1	5305-99-666-0956	SCREW, MACHINE	12182	6	

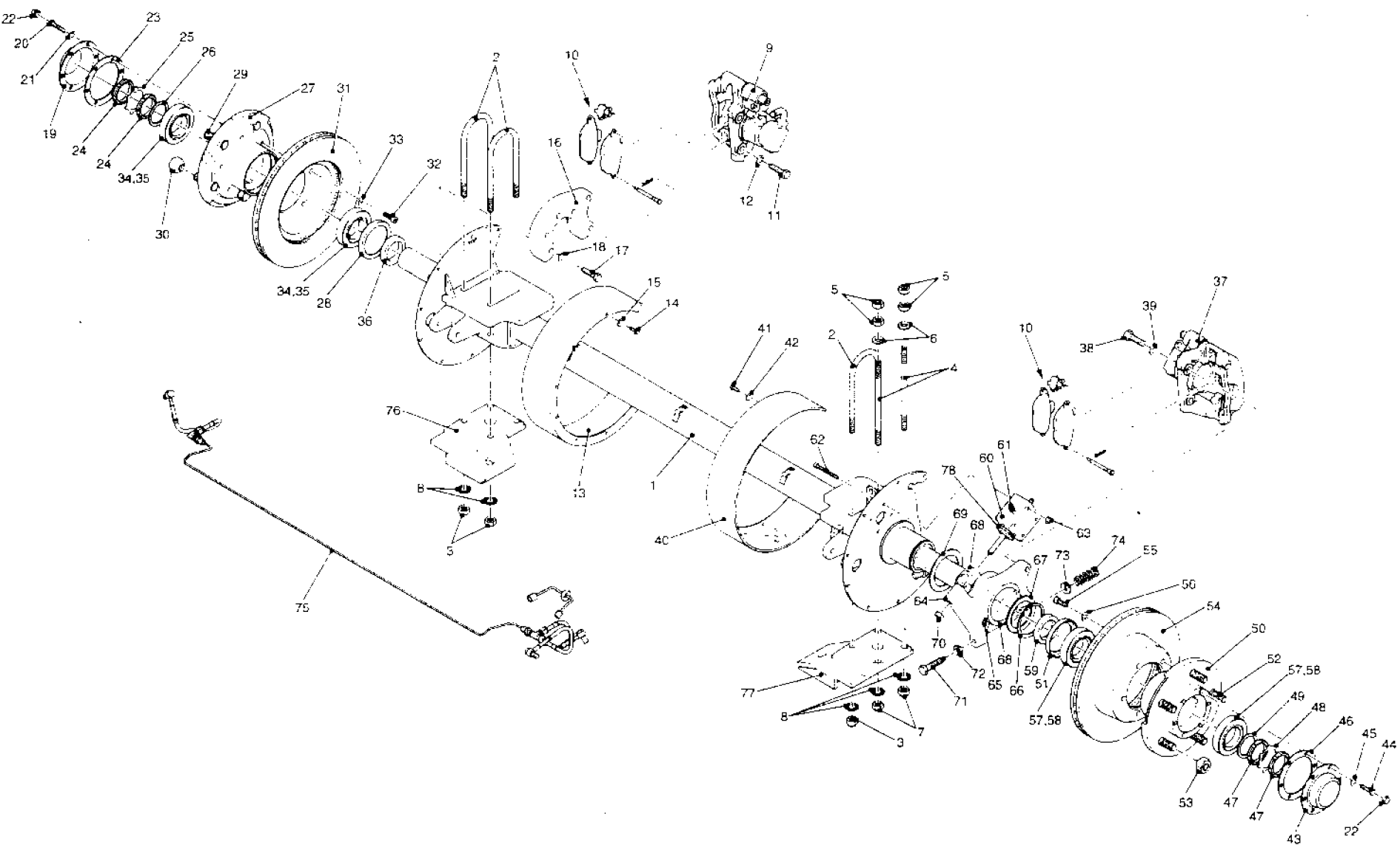


TRU/01BA

Fig 1 Axle assembly complete with brakes

PARTS LIST

Fig 1 Item	DMC Army	NATO stock number	Item name	Part No./ Dwg No.	No. off	Annotation (NSCM)
			AXLE ASSEMBLY C/W BRAKES - cont'd			
45	G1	5310-99-316-8060	WASHER, SPRING	12161	8	
46	7TR	5330-99-354-0431	GASKET	11885	1	(K6226)
47	7TR	5310-99-246-4332	NUT, PLAIN, ROUND	11884	2	(K6226)
48	7TR	5310-99-502-2592	WASHER, KEY	11883	1	(K6226)
49	7TR	3120-99-403-1322	BEARING, WASHER, THRUST	11882	1	(K6226)
50	7TR	2530-99-743-0406	HUB, WHEEL, VEHICULAR C/W STUDS	12721	1	(K6226)
51	6MT1	5330-99-109-9999	SEAL, PLAIN	DPSM639010	1	(K0640)
52	7TP	5307-99-912-0252	STUD, WHEEL	12158	5	(K6226)
53	7TR	5310-99-400-8025	NUT, PLAIN, CONF., SFAT, HEXAGON	12158	5	(K6226)
54			BRAKE, DISC	12899	1	See Kit 8110
55			SCREW, MACHINE	12909	5	
56			WASHER, PLAIN	12883	5	
57			BEARING, CUP (INNER)		1	See Kit 8108
58			BEARING, CONE (OUTER)		1	
59			RING, MACHINED, OIL SEAL	11880	1	
60			VALVE BLOCK		1	See Kit 8119
61			NIPPLE, BLEED, HYDRAULIC		1	See Kit 8120
62	G1	5305-99-568-6020	SCREW, SOCKET HEAD	10977	4	
63	G1	5310-99-131-8515	NUT, NYLOC	12167	4	
64			HUB, PIVOT		1	See Kit 8111
65			NIPPLE, GREASE	H00830100400	1	
66	7TR	5325-99-748-4316	RING RETAINING	12317	1	(K6226)
67			WASHER, SEAL		1	See Kit 8137
68			O-RING		2	
69			WASHER, SEAL		1	
70	G1	5310-99-291-1319	NU*	12143	1	(K6226)
71	7TP	5306-99-666-1067	BOLT, OPERATING SPRING	10805	1	(K6226)
72	G1	5310-99-679-8242	NUT, LOCK	12164	1	(K6226)
73	7TP	5310-99-724-2375	WASHER, SPRING TENSION	10806	1	(K6226)
74	7TP	5360-99-131-6919	SPRING, HELICAL, COMPRESSION	10716	1	(K6226)
75			KIT, BRAKE PIPE, AXLE		REF	See Fig 2
76	7TP	5340-99-287-2134	BRACKET, MOUNTING	12095-1	1	(K6226)
77	7TR	5340-99-280-2402	BRACKET, MOUNTING	12095-2	1	(K6226)
78	7LWT	2590-99-250-1673	BELLOWS, VALVE BLOCK	KIT 8203	1	(K6226)
79	7TR	3120-99-744-3381	PARTS KIT, BEARING REPLACEMENT, MECH EQPT comprising: RING, MACHINED, OIL SEAL BEARING, CUP (INNER) BEARING, CONE (OUTER) GASKET WASHER, KEY NUT, PLAIN, ROUND SEAL, PLAIN BEARING, WASHER, THRUST WASHER, SPRING	KIT 8108	1	(K6226) Fig 1-36 Fig 1-34 Fig 1-35 Fig 1-46 Fig 1-48 Fig 1-47 Fig 1-28 Fig 1-26 Fig 1-39

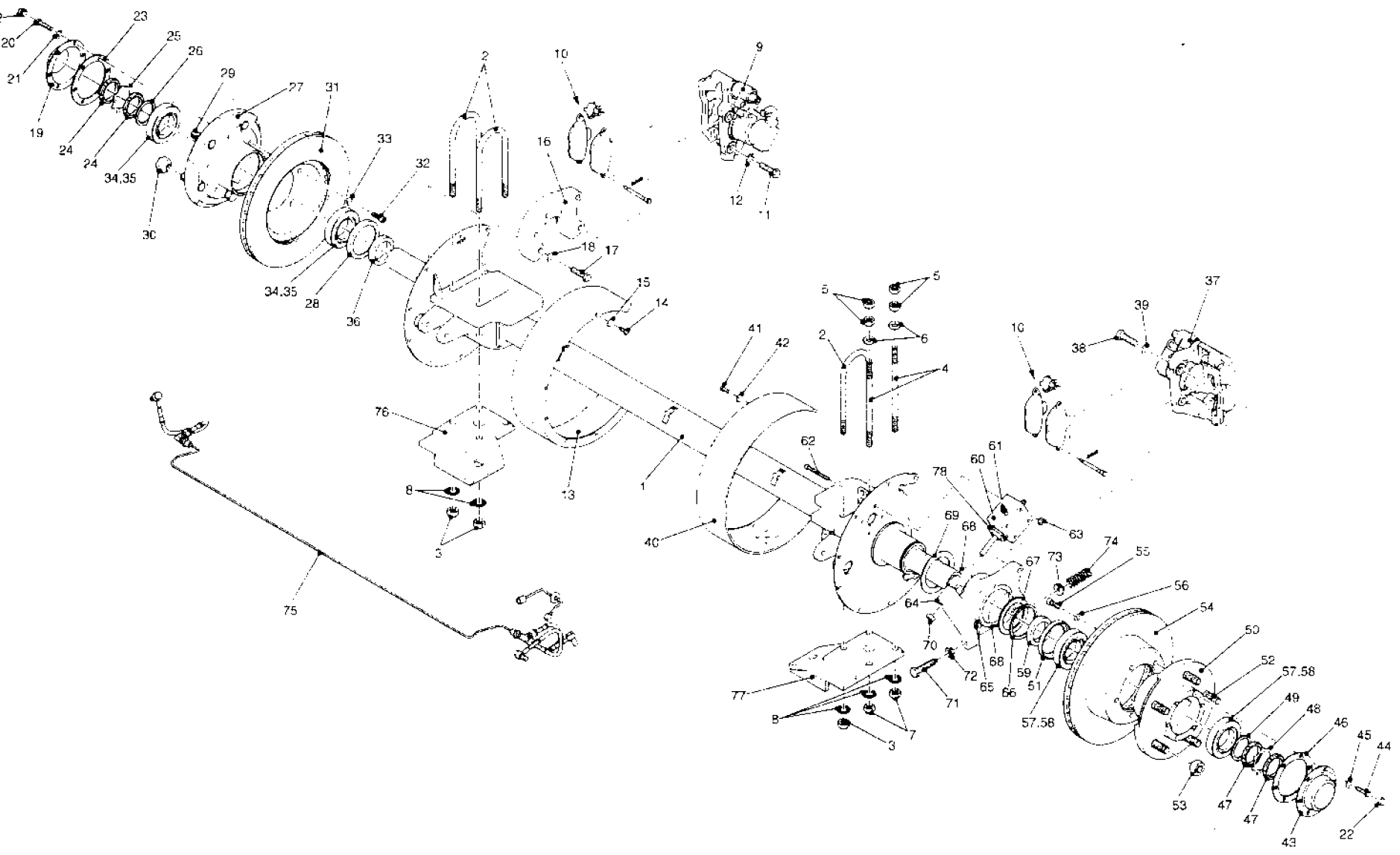


TRU/018A

Fig 1 Axle assembly complete with brakes

PARTS LIST

Fig 1 Item	DMC Army	NATO stock number	Item name	Part No./ Dwg No.	No. off	Annotation (NSCM)
			AXLE ASSEMBLY CW BRAKES - contd			
NI 80	7TR	2530-99-818-9336	PARTS KIT, DISC BRAKE comprising: BOLT, MACHINE DISC, BRAKE WASHER, PLAIN GASKET WASHER, KEY WASHER, SPRING	KIT 8110	1 5 1 5 1 1 2	(K6226) Fig 1-32 Fig 1-31 Fig 1-33 Fig 1-23 Fig 1-25 Fig 1-39
NI 81	7TR	2530-99-348-1037	HUB PIVOT KIT comprising: NIPPLE, GREASE HUB, PIVOT WASHER, SPRING, TENSION NUT, LOCK BOLT, OPERATING SPRING NUT SPRING, HELICAL COMPRESSION BOLT, MACHINE WASHER, SPRING	KIT 8111	1 1 1 1 1 1 1 1 2 2	(K6226) Fig 1-65 Fig 1-64 Fig 1-73 Fig 1-72 Fig 1-71 Fig 1-70 Fig 1-74 Fig 1-38 Fig 1-39
NI 82	7TR	2530-99-799-0300	KIT, CALIPER N/S comprising: CALIPER ASSEMBLY, DISC BRAKE BOLT, MACHINE WASHER, SPRING	KIT 8113	1 1 2 2	(K6226) Fig 1-9 Fig 1-11 Fig 1-12
NI 83	7TR	2530-99-837-3058	KIT, CALIPER O/S comprising: CALIPER ASSEMBLY, DISC BRAKE BOLT, MACHINE WASHER, SPRING	KIT 8114	1 1 2 2	(K6226) Fig 1-37 Fig 1-38 Fig 1-39
NI 84	7TR	2530-99-327-4327	MOUNTING KIT CALIPER comprising: BRACKET, MOUNTING BOLT, MACHINE WASHER, SPRING BOLT, MACHINE WASHER, SPRING	KIT 8118	1 1 4 4 2 2	(K6226) Fig 1-16 Fig 1-17 Fig 1-18 Fig 1-11 Fig 1-12
NI 85	7TR	4810-99-794-7981	VALVE BLOCK KIT comprising: NUT VALVE BLOCK NIPPLE, BLEED, HYDRAULIC VALVE BLOCK ADAPTOR COPPER WASHER, M10 BLEED NIPPLE CAP	KIT 8119	1 1 1 1 3 1	(K6226) Fig 1-70 Fig 1-60 Fig 1-61
NI 86	7TR	4820-99-475-3131	KIT, VALVE BLEED NIPPLE comprising: NIPPLE BLEED HYDRAULIC BLEED NIPPLE CAP	KIT 8120	1 1	(K6226) Fig 1-61

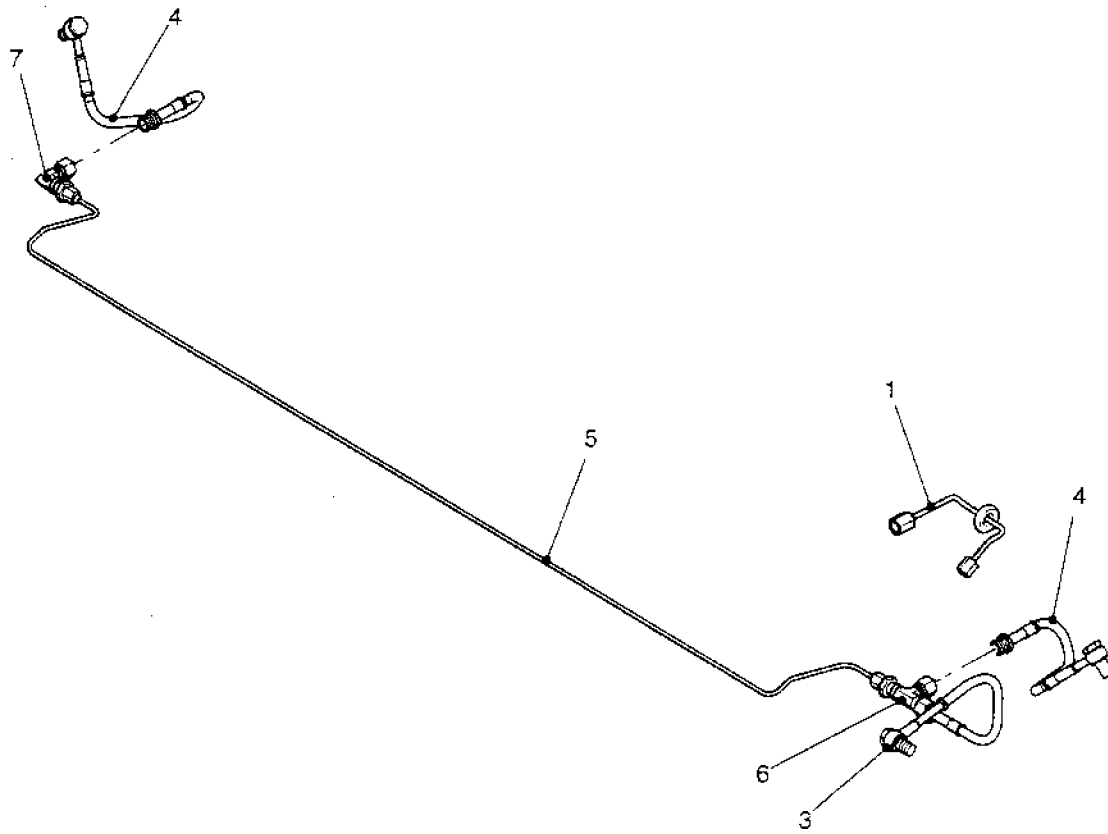


TRU/018A

Fig 1 Axle assembly complete with brakes

PARTS LIST

Fig 1 Item	DMC Army	NATO stock number	Item name	Part No./ Dwg No.	No. off	Annotation (NSCM)
			AXLE ASSEMBLY C/W BRAKES - contd			
NI 87	7TR	5330-99-818-6130	GASKET AND SEAL SET comprising: WASHER, SEAL WASHER, SEAL O-RING RING RETAINING GASKET WASHER, KEY WASHER, SPRING	KIT 8137	1 1 1 2 1 2 2 2	(K6226) Fig 1-67 Fig 1-69 Fig 1-68 Fig 1-66 Fig 1-46 Fig 1-48 Fig 1-39
NI 88	7TR	4820-99-212-6486	KIT, CALIPER BLEED NIPPLE comprising: NIPPLE BLEED CALIPER BLEED NIPPLE CAP	KIT 8154	1 1 1	(K6226)

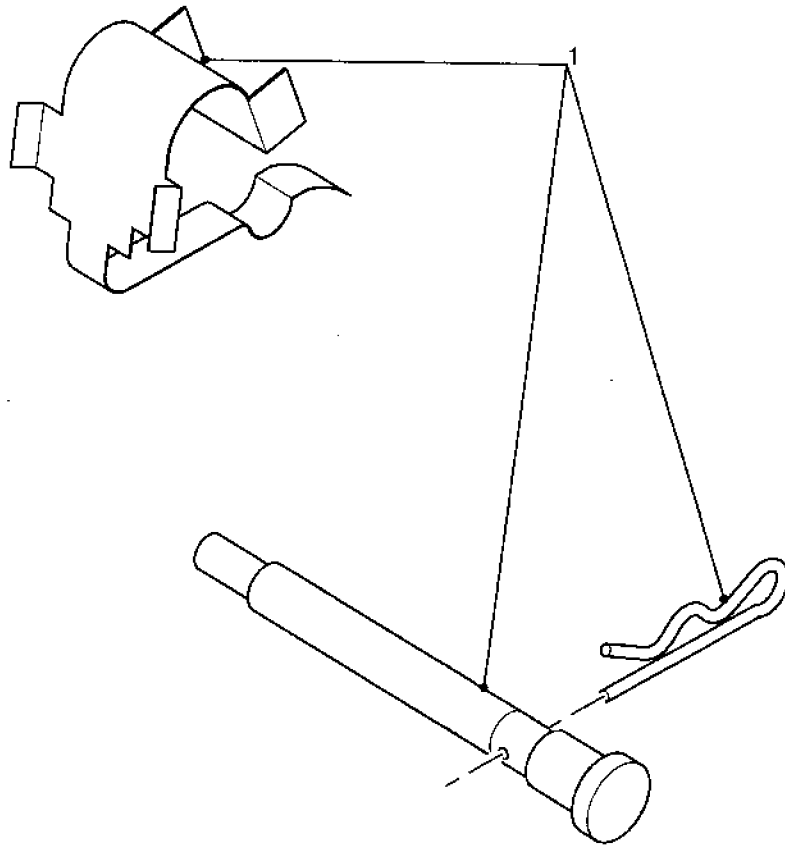


TRL/019

Fig 2 Brake piping - axle

PARTS LIST

Fig 2 Item	DMC Army	NATO stock number	Item name	Part No./ Dwg No.	No. off	Annotation (NSCM)
			AXLE ASSEMBLY C/W BRAKES - contd			
1	7TR	4710-99-154-6542	. PIPE, BENT, METALLIC comprising: REAR SHORT HARD PIPE COMPLETE WITH UNION(S) GROMMET	KIT 8144	1	(K6226)
2			. KIT VALVE ADAPTOR, MALE TO MALE comprising: ADAPTOR MALE TO MALE WASHER, COPPER, M10	KIT 8166	1	
3	7TR	4720-99-884-6586	. HOSE, NONMETALLIC comprising: REAR VALVE FLEXIBLE PIPE COMPLETE WITH UNION(S) BANJO BOLT M10 WASHER M10	KIT 8145	1	(K6226)
4	7TR	4720-99-874-2584	. HOSE, NONMETALLIC comprising: REAR CALIPER FLEXIBLE PIPE COMPLETE WITH UNION(S) BANJO BOLT SHORT WASHER M10	KIT 8146	2	(K6226)
5	7TR	4710-99-934-0978	. PIPE, BENT, METALLIC comprising: REAR LONG HARD PIPE COMPLETE WITH UNION(S)	KIT 8143	1	(K6226)
6			. KIT, BULKHEAD ADAPTOR comprising: BULKHEAD ADAPTOR TEE LOCKNUT 3/8 in.	KIT 8167	1	
7			. KIT, BULKHEAD ADAPTOR comprising: BULKHEAD ADAPTOR 90 DEG LOCKNUT 3/8 in.	KIT 8168	1	




TRL/067

Fig 3 Brake pad clip set

PARTS LIST

Fig 3 Item	DMC Army	NATO stock number	Item name	Part No/ Dwg No.	No. off	Annotation (NSCM)
1	7TR	2530-99-391-1758	AXLE ASSEMBLY C/W BRAKES - contd . KIT, CLIP SET comprising: PIN R CLIP SPRING CLIP	KIT 8164	1 2 2 2	(K6226)




CHAPTER 2-2-2

SUSPENSION

CONTENTS

	Page
Record of modifications	3
Chapter	
2-2-2 Suspension	



**RECORD OF MODIFICATIONS
INCORPORATED IN THIS SUB-CHAPTER**

Modification No.	Amdt No.	Items affected

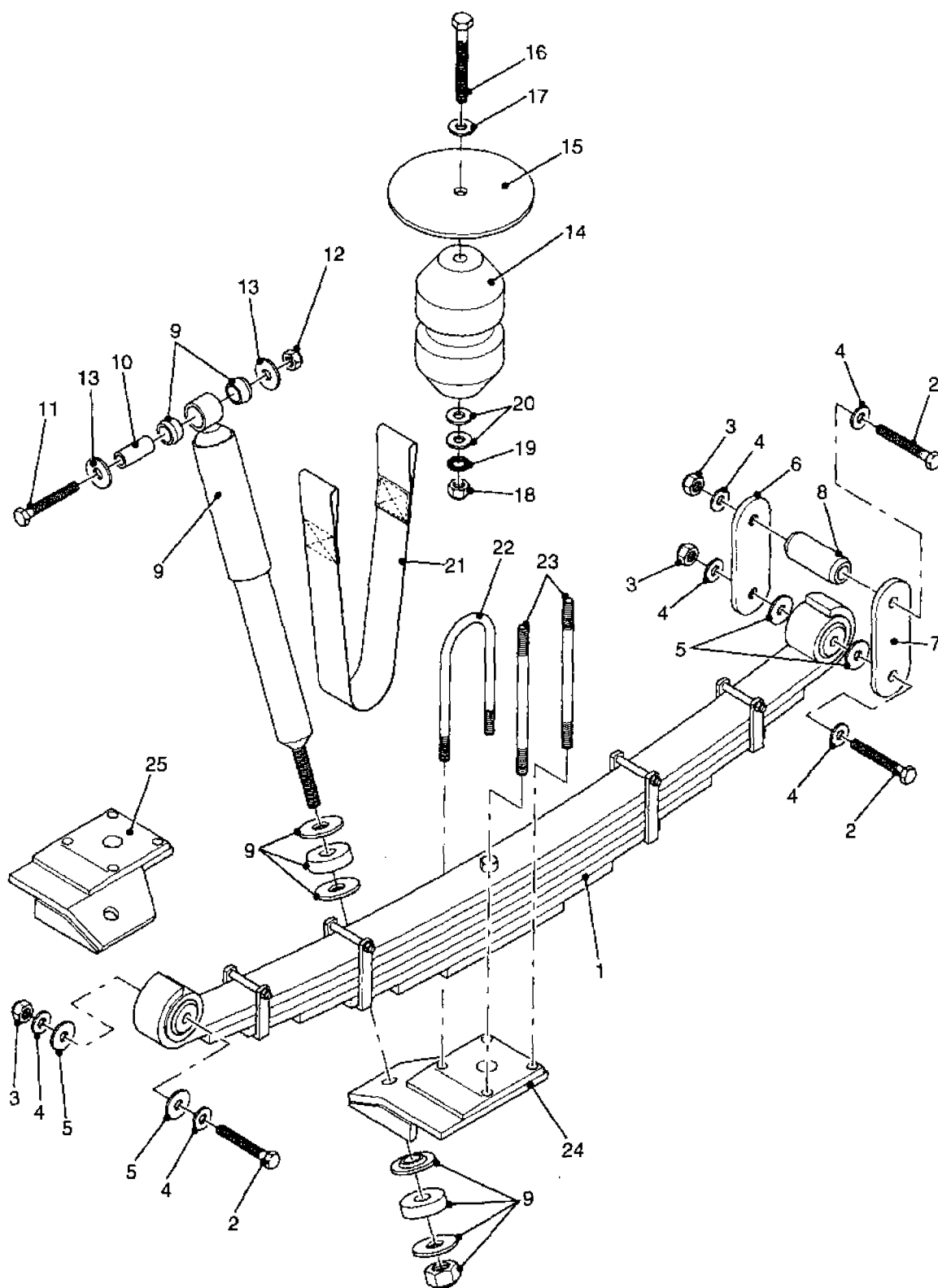
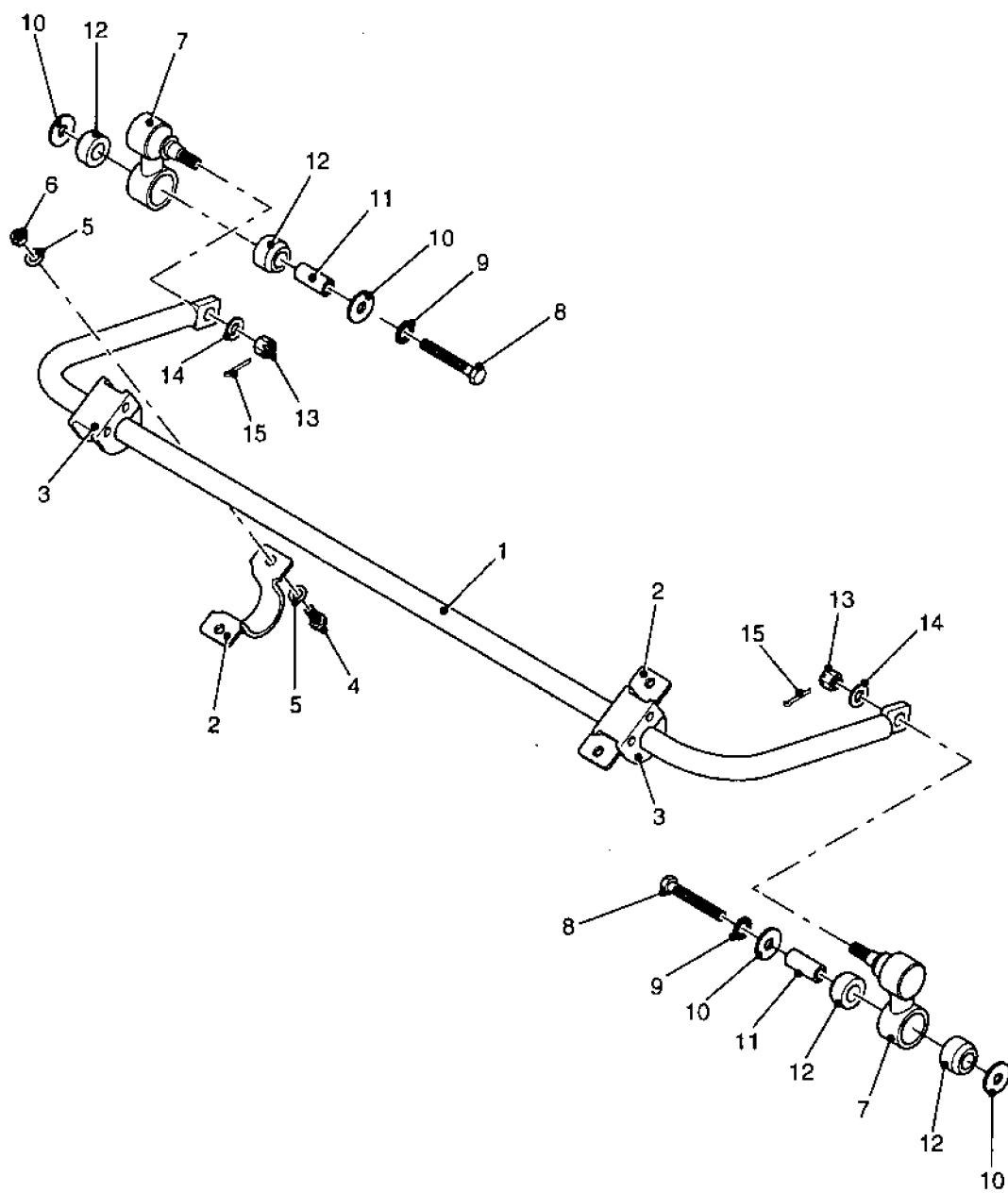


Fig 1 Suspension

TR/L/014

PARTS LIST

Fig 1 Item	DMC Army	NATO stock number	Item name	Part No./ Dwg No.	No. off	Annotation (NSCM)
			SUSPENSION			
1	7TR	2510-99-858-1482	. ASSEMBLY, LEAF SPRING	AA-2323-103	2	(U5984)
2			. BOLT, MACHINE	F1256	6	
3			. NUT, AEROTIGHT	F1003	6	
4			. WASHER, PLAIN	F1006	12	
5			. THRUST WASHER	GTM-2442-015	8	
6	7TR	2510-99-707-2540	. HANGER, SPRING, VEHICLE, TAPPED	AA-2323-184	2	(K8232)
7	7TR	2510-99-957-9423	. HANGER SPRING, VEHICLE	AA-2323-183	2	(K8232)
8	7TR	5340-99-170-5262	. MOUNT, RESILIENT	BU311/S	2	(U5984)
9	7TR	2510-99-362-7337	. SHOCK ABSORBER, DIRECT ACTION	D1.3U.00.26	2	(K6187)
10	7TR	5365-99-134-7782	. SPACER, SLEEVE	AA-2323-211	2	(K8232)
11	G1	5306-99-451-1711	. BOLT, MACHINE	F1218	2	
12	7TR	5310-99-491-1336	. NUT, AEROTIGHT	F1041	2	(K8232)
13	G1	5310-99-147-7220	. WASHER, FLAT, M12	F1043	4	
14	7TR	2330-99-190-7113	. SPRING, AEON	6853011	2	(U4331)
15			. SPACER, AEON SPRING	AA-2323-322	2	
16			. BOLT, MACHINE	F1214	2	
17	G1	5310-99-735-6933	. WASHER, PLAIN	F1042	2	
18	7TR	5310-99-491-1336	. NUT, AEROTIGHT	F1041	2	(K8232)
19	G1	5310-99-131-8254	. WASHER, LOCK, M12	F520	2	(K8232)
20	7TR	5310-99-248-4291	. WASHER, MOUNTING	AA-2323-194	4	(K8232)
21	7TR	5340-99-324-0080	. STRAP, CHECK	AA-2323-138	2	(K8232)
22			. BOLT U	12074	REF) See
23			. STUD	12336	REF) Chap 2-2-1
24	7TR	5340-99-280-2402	. BRACKET, MOUNTING	12095-2	REF)
25	7TR	5340-99-287-2134	. BRACKET, MOUNTING	12095-1	REF)



TRL/015

Fig 2 Suspension - anti roll bar

PARTS LIST

Fig 2 Item	DMC Army	NATO stock number	Item name	Part No/ Dwg No.	No. of	Annotation (NSCM)
			SUSPENSION - contd			
			. ANTI ROLL BAR ASSEMBLY	MS-2323-139	REF	
1	7TR	2510-99-238-1620	.. BAR, STABILIZER	AA-2323-157	1	(U5984)
2	7XD	5340-99-885-1189	.. STRAP, RETAINING	NTC6776	2	
3	7XD	5365-99-152-5237	.. BUSHING, NONMETALLIC	NTC6828	2	
4	G1	5305-99-875-3045	.. SCREW, MACHINE	F1154	4	
5	G1	5310-99-867-8397	.. WASHER, PLAIN	F1026	8	
6	7TR	5310-99-131-8516	.. NUT, AEROTIGHT	F1024	4	(K8232)
7	7RU	2530-99-563-4954	.. BALL JOINT LINK ASSEMBLY	NTC1888	2	(U1030)
8			.. BOLT, MACHINE	F1217	2	
9	G1	5310-99-131-8254	.. WASHER, LOCK, M12	F520	2	
10	G1	5310-99-147-7220	.. WASHER, FLAT, M12	F1043	4	
11	7TR	5365-99-134-7782	.. SPACER, SLEEVE	AA-2323-211	2	(K8232)
12	7RU	5340-99-809-1703	.. BUSHING, RUBBER	552819	4	(U1030)
13			.. NUT, CASTLE	419M12Z	2	
14	G1	5310-99-735-6933	.. WASHER, PLAIN	F1042	2	
15			.. SPLIT PIN	F559	2	



CHAPTER 2-2-3
RUNNING GEAR AND BRAKING SYSTEM

CONTENTS

	Page
Record of modifications	3
Chapter	
2-2-3 Running gear and braking system	



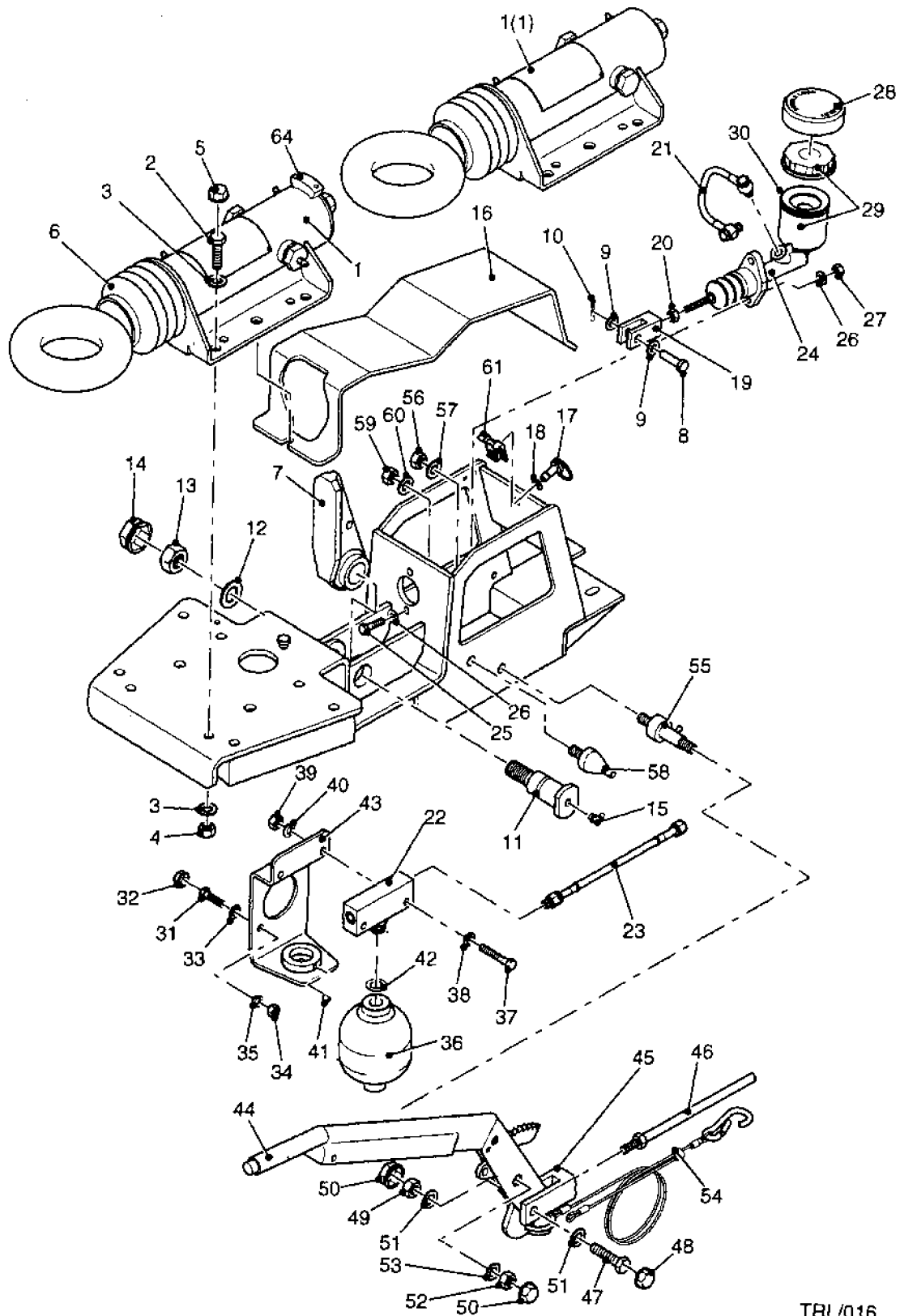


Fig 1 Coupling, brakelink and handbrake

TRL/016

PARTS LIST

Fig 1 Item	DMC Army	NATO stock number	Item name	Part No./ Dwg No.	No. off	Annotation (NSCM)
			RUNNING GEAR AND BRAKING SYSTEM	MS-2323-161	REF	
			.. COUPLING, B/LINK AND HBRAKE	12039	REF	
1			.. DAMPER ASSEMBLY, OVERRUN		1	See Kit 8100
1 (1)			.. DAMPER ASSEMBLY, OVERRUN		1	See Kit 8100
2	G1	5306-99-212-6478	.. BOLT, MACHINE	12129	6	
3	G1	5310-99-212-6477	.. WASHER, PLAIN	12126	12	
4	G1	5310-99-752-5091	.. NUT, TITAN	12128	6	(K6226)
5			.. NYLON BOLT CAP	12527	6	
6	7TR	1650-99-131-8998	.. BELLOWS, PROTECTION comprising: .. BELLOWS, HU9/10, RUBBER MH35 .. STRAP, PLASTIC, PCT 21, 530 x 8, TRAP .. STRAP, PLASTIC, 14 in. x 4.8, TIEWRAPS	KIT 108M	1	(K6226)
7	7TR	2530-99-601-8569	.. LINK, ACTUATING BRAKE, VEHICULAR	11986-1	1	(K6226)
8	7TR	2530-99-570-0416	.. PIN, STRAIGHT, HEADED	10697	1	(K6226)
9		5310-99-782-3469	.. WASHER, FLAT	M30010000002	2	(K6226)
10	W2	5315-99-782-3460	.. PIN, COTTER, SPLIT	E43009010042	1	(K6226)
11	7TR	4010-99-131-6923	.. PIN, SHOULDER, HEADED	11496	1	(K6226)
12			.. WASHER, PLAIN	M30020000002	1	
13			.. NUT	12136	1	
14			.. NYLON BOLT CAP	12528	1	
15	7TR	4730-99-344-9118	.. NIPPLE, GREASE	12049	1	(K6226)
16	7TR	4010-99-290-6147	.. COVER, ACCESS	12101	1	(K6226)
17	G1	5310-99-787-6222	.. WASHER, PANEL FASTENER SCREW	12215	1	
18			.. COVER RING HEAD	12216	1	
19	7TR	5340-99-562-5761	.. CLEVIS, ROD END	12358	1	(K6226)
20			.. NUT, LOCK	E21031200012	1	
21	7TR	4720-99-778-0381	.. HOSE, NON-METALLIC MCYL TO ACCUMULATOR FLEXIBLE PIPE	KIT 8138	1	
22	7TR	4730-99-212-6301	.. MANIFOLD BLOCK C/W SEAL	KIT 8139	1	
23	7TR	4720-99-361-2737	.. FLEXIBLE PIPE, MANIFOLD TO CHASSIS HARD LINE C/W UNIONS	KIT 8140	1	
24	7TR	2530-99-133-4624	.. CYLINDER ASSEMBLY, HYDRAULIC BRAKE	10695	1	(K6226)
25	G1	5306-99-414-1239	.. BOLT	12141	2	(K6226)
26	G1	5310-99-131-8622	.. WASHER, PLAIN	12137	4	(K6226)
27			.. NUT	12138	2	
28			.. COVER, PROTECTIVE, DUST AND MOISTURE SEAL	12170	1	
29	7TR	2530-99-322-9480	.. RESERVOIR, BRAKE FLUID, C/W CAP	12329	1	(K6226)
30			.. MOISTURE BARRIER	11504	1	
31			.. BOLT, M8 x 25	12950	2	(K6226)
32			.. NYLON BOLT CAP	KIT 8163	2	
33	G1	5310-99-131-8622	.. WASHER, PLAIN	12137	2	(K6226)
34			.. NUT	12147	2	

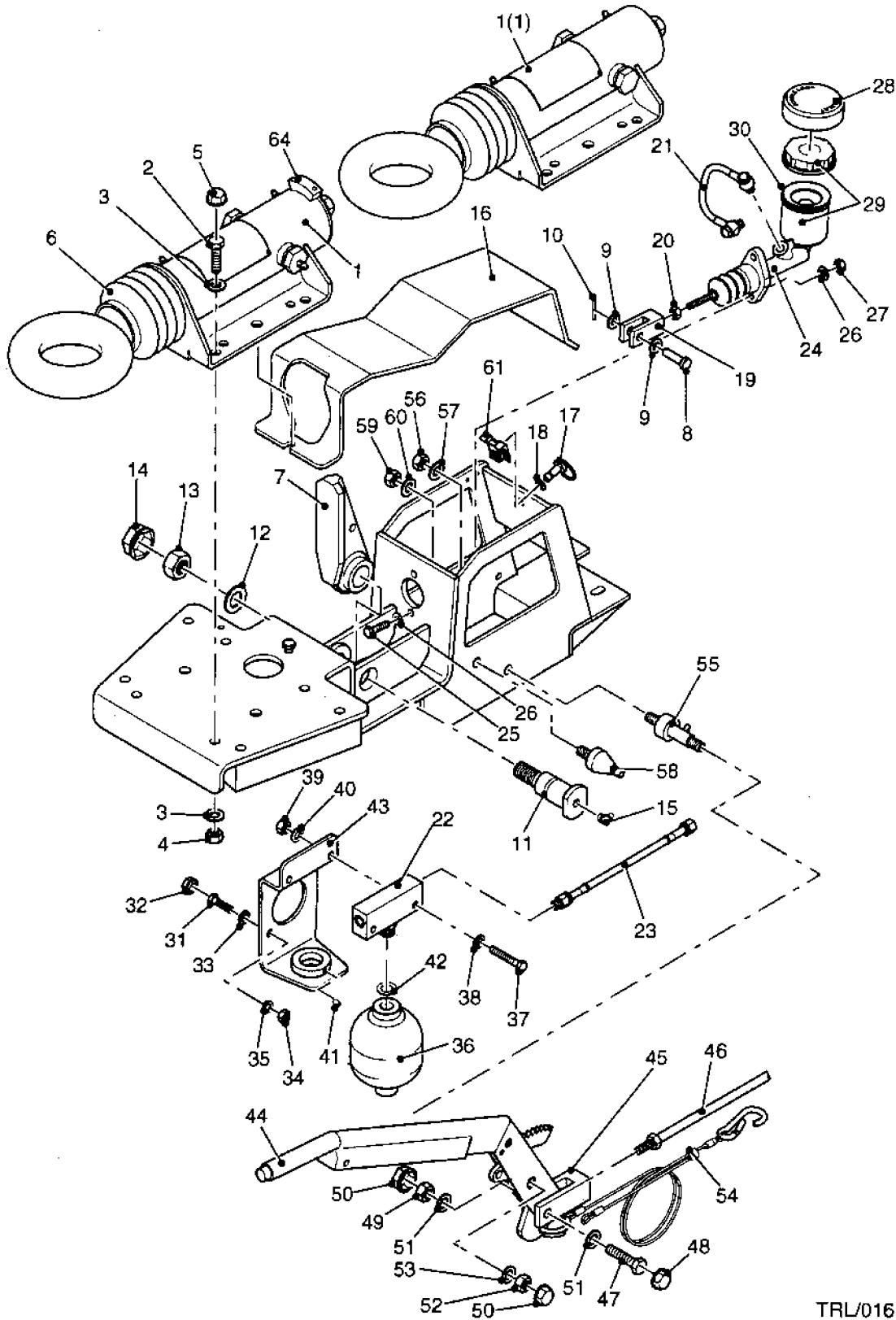
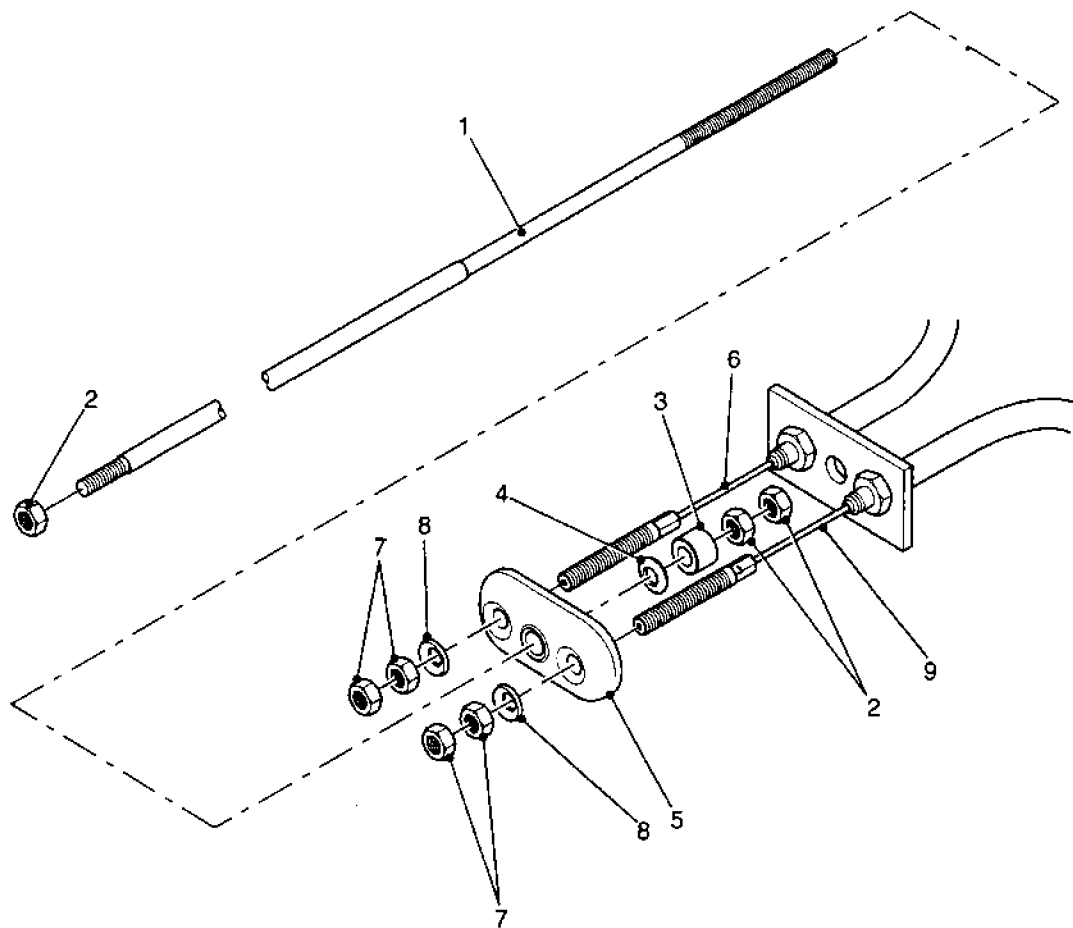


Fig 1 Coupling, brakelink and handbrake

TRL/016

PARTS LIST

Fig 1 Item	DMC Army	NATO stock number	Item name	Part No./ Dwg No.	No. off	Annotation (NSCM)
			RUNNING GEAR AND BRAKING SYSTEM - contd			
			.. COUPLING, B/LINK AND HBRAKE - contd			
35	G1	5310-99-316-8060	.. WASHER, SPRING	12161	2	
36			.. ACCUMULATOR, BRAKE	12555	1	
37			.. BOLT, MACHINE	10706	2	
38	G1	5310-99-131-8622	.. WASHER, PLAIN	12137	2	(K6226)
39			.. NUT, FULL	12147	2	
40	G1	5310-99-316-8060	.. WASHER, SPRING	12161	2	
41			.. SCREW, MACHINE	12717	1	
42			.. SEAL	11498	1	
43			.. BRACKET ASSEMBLY, ACCUMULATOR	12000	1	
44	7TR	5340-99-759-7893	.. LEVER, MANUAL CONTROL C/W QUADRANT	12236	1	(K6226)
45	7TR	5340-99-297-6955	.. CLEVIS, ROD END	11856	1	(K6226)
46			.. PIPES AND ROD ASSEMBLY	12042	REF	See Fig 2
47			.. BOLT, MACHINE	12139	1	
48			.. NYLON BOLT CAP	12527	1	
49	G1	5310-99-752-5091	.. NUT, TITAN	12128	1	(K6226)
50			.. NYLON NUT CAP	12529	2	
51			.. WASHER, PLAIN	12126	2	
52	G1	5310-99-752-5091	.. NUT, TITAN	12128	1	(K6226)
53			.. WASHER, PLAIN	12126	1	
54	7TR	4010-99-891-0371	.. CABLE, BREAKAWAY	12339	1	(K6226)
55	7TR	2530-99-580-3883	.. PIN, STRAIGHT, HEADLESS	11997	1	(K6226)
56	G1	5310-99-752-5091	.. NUT, TITAN	12128	1	(K6226)
57			.. WASHER, PLAIN	12126	1	
58	7TR	2530-99-936-3638	.. PIN, TAPERED, THREADED	11996	1	(K6226)
59	G1	5310-99-752-5091	.. NUT, TITAN	12128	1	(K6226)
60			.. WASHER, PLAIN	12126	1	
61			.. SPRING CLIP	12929	1	Replacement not welded in position. Refer to Cat 522, Chap 5
NI	62	7TR	2540-99-304-5425	KIT 8100	1	(K6226)
			.. KIT, MH35 COUPLING comprising: DAMPER ASSEMBLY OVERRUN BOLT, MACHINE WASHER, PLAIN NUT, TITAN NYLON BOLT CAP		1 6 12 6 6	Fig 1-1 Fig 1-2 Fig 1-3 Fig 1-4 Fig 1-5
NI	63	7TR	2530-99-574-0143	KIT 108M KIT 8105	1 1	Fig 1-6 (K6226)
			.. ACCUMULATOR, HYDRAULIC comprising: ACCUMULATOR, BRAKE SEAL SCREW, MACHINE		1 1 1	Fig 1-36 Fig 1-42 Fig 1-41
64	7LWT	2590-99-351-4109	.. END CAP ASSEMBLY comprising: END CAP GRUB SCREW	KIT 8172	1 1 4	For use with Item 1 only, not used on 1 (1) (K6226)

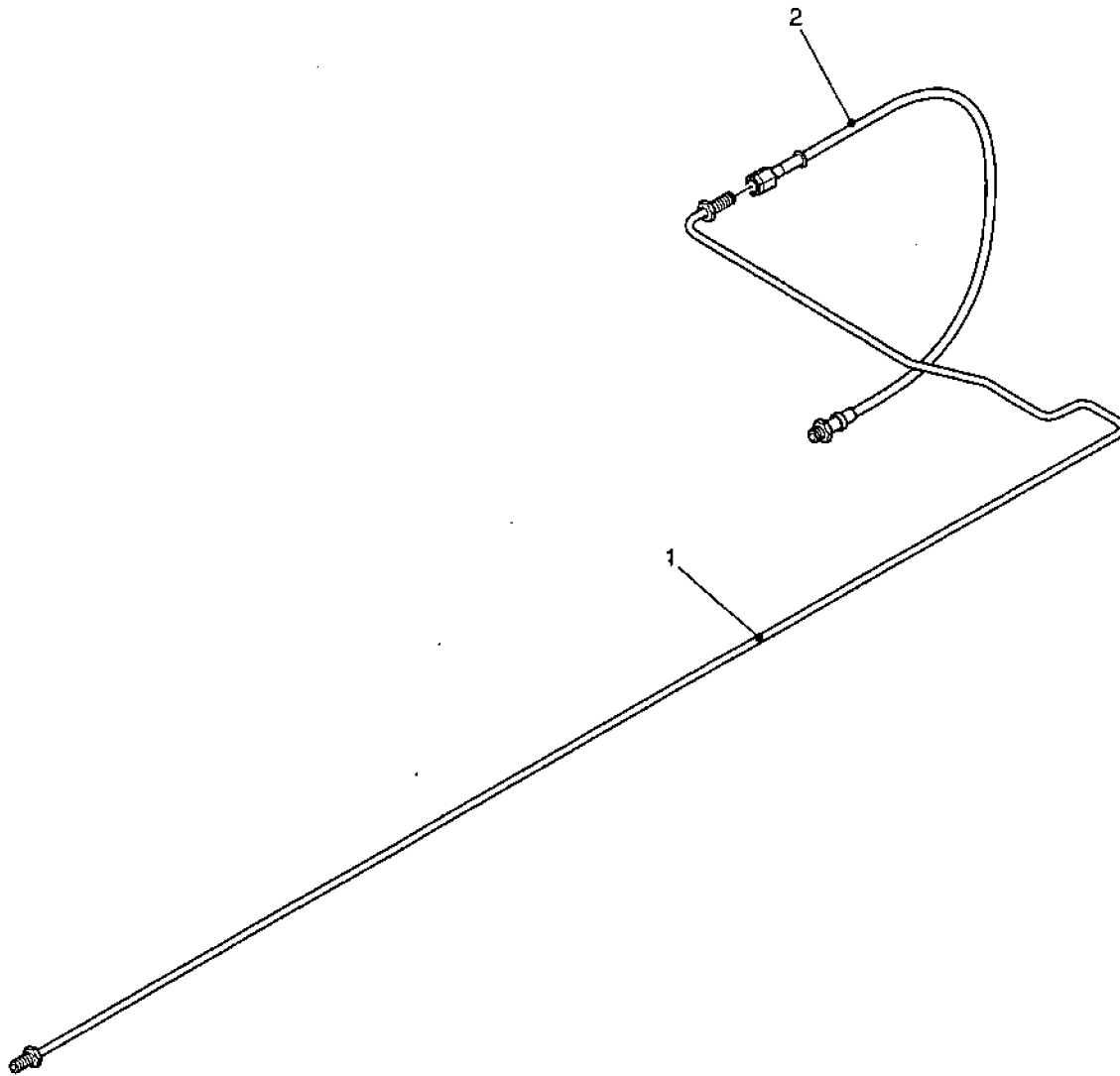


TRL/017

Fig 2 Brake pipes and handbrake rods

PARTS LIST

Fig 2 Item	DMC Army	NATO stock number	Item name	Part No./ Dwg No.	No. off	Annotation (NSCM)
			RUNNING GEAR AND BRAKING SYSTEM - contd			
			.. PIPES AND ROD ASSEMBLY	12042	REF	
1	7TR	5306-99-426-0123	.. ROD, THREADED END	12145	1	(K6226)
2			.. NUT, FULL	12144	3	
3			.. SPACER, BRAKE ROD	9592	1	
4			.. WASHER, FORMED	A00351000401	1	
5			.. BALANCE BAR, PRESSING	A00572174400	1	
6			.. CABLE AND CONDUIT ASSEMBLY, VEHICULAR BRAKE		1)
7			.. NUT, FULL		4)
8			.. WASHER, FORMED	A00351000400	2) See Kit 8133
9			.. CABLE AND CONDUIT ASSEMBLY, VEHICULAR BRAKE		1)
NI 10	77R	2530-99-584-1946	.. CABLE AND CONDUIT ASSEMBLY, VEHICULAR BRAKE comprising	KIT 8133	1	(K6226)
			.. NUT, FULL		4	Fig 2-7
			.. WASHER, FORMED		2	Fig 2-8
			.. CABLE AND CONDUIT ASSEMBLY, VEHICULAR BRAKE		1	Fig 2-6
			.. CABLE AND CONDUIT ASSEMBLY, VEHICULAR BRAKE		1	Fig 2-9
NI 11			.. BRAKE ROD FITTINGS comprising	KIT 8169	1	
			.. NUT, FULL		2	Fig 2-2
			.. SPACER, BRAKE ROD		1	Fig 2-3
			.. WASHER, FORMED		1	Fig 2-4
			.. BALANCE BAR, PRESSING		1	Fig 2-5
			.. WASHER, FORMED		2	Fig 2-8




TRL/066

Fig 3 Central brake pipe kits

PARTS LIST

Fig 3 Item	DMC Army	NATO stock number	Item name	Part No./ Dwg No.	No. off	Annotation (NSCM)
			RUNNING GEAR AND BRAKING SYSTEM - contd			
1	7TR	4710-99-147-7140	PIPE, BENT, METALLIC comprising: MIDDLE HARD PIPE	KIT 8141	1	(K6226)
2	7TR	4720-99-225-8509	HOSE, NONMETALLIC C/W UNIONS comprising: MIDDLE FLEXIBLE AND FITTINGS LOCK NUT	KIT 8142	1 1 1	(K6226)



CHAPTER 2-2-4
REAR TOW HITCH ASSEMBLY
CONTENTS

	Page
Record of modifications.....	3
Chapter	
2-2-4 Rear tow hitch assembly	



**RECORD OF MODIFICATIONS
INCORPORATED IN THIS SUB-CHAPTER**

Modification No.	Amdt No.	Items affected

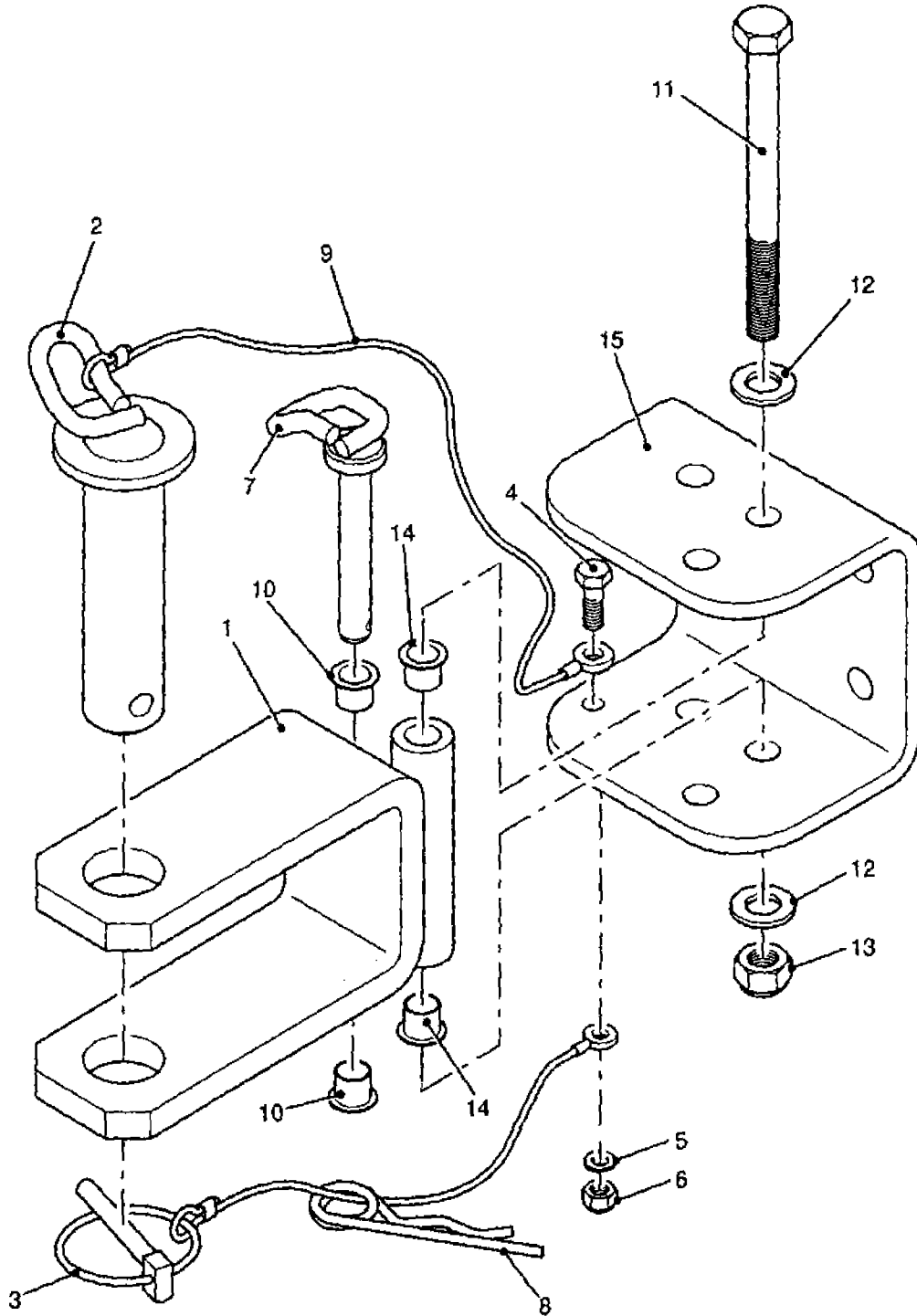


Fig 1 Rear tow hitch

TRL/005

PARTS LIST

Fig 1 Item	DMC Army	NATO stock number	Item name	Part No/ Dwg No.	No. off	Annotation (NSCM)
			REAR TOW HITCH ASSEMBLY	MS-2323-252	REF	
1	7TR	2540-99-585-8484	. COUPLER, DRAWBAR, RING	MS-2323-254	1	(K8232)
2		2540-99-973-9528	. PIN, PINTLE C/W LANYARD	MS-2323-244	1	(K8232)
3	7TR	4020-99-212-5884	. COTTER PIN, SNAP RING C/W CORD	MS-2323-299	1	(K8232)
4	G1	5305-99-496-0455	. SCREW, CAP HEXAGON HEAD	F012	1	
5			. WASHER, PLAIN	F378	1	
6			. NUT, NYLOC	F1345	1	
7	7TR	5315-99-762-1764	. PIN, STRAIGHT, HEADED	MS-2323-297	1	(K8232)
8	7TR	5315-99-355-4300	. PIN, LOCK	AA-2323-315	1	(K8232)
9			. LANYARD		1	
10	7TR	3120-99-549-6599	. BEARING, FLANGED	GFM-1011-10	2	(K8758)
11			. BOLT, MACHINE	F1179	1	
12	G1	5310-99-867-8397	. WASHER, PLAIN	F1026	2	
13	7TR	5310-99-131-8516	. NUT, AEROTIGHT	F1024	1	(K8232)
14	7TR	3120-99-549-6599	. BEARING, FLANGED	GFM-1011-10	2	(K8758)
15	7TR	5340-99-930-3191	. PLATE, MOUNTING	AA-2323-253	1	(K8232)



CHAPTER 2-2-5
FRONT JOCKEY WHEEL ASSEMBLY
CONTENTS

	Page
Record of modifications	3
Chapter	
2-2-5 Front jockey wheel assembly	



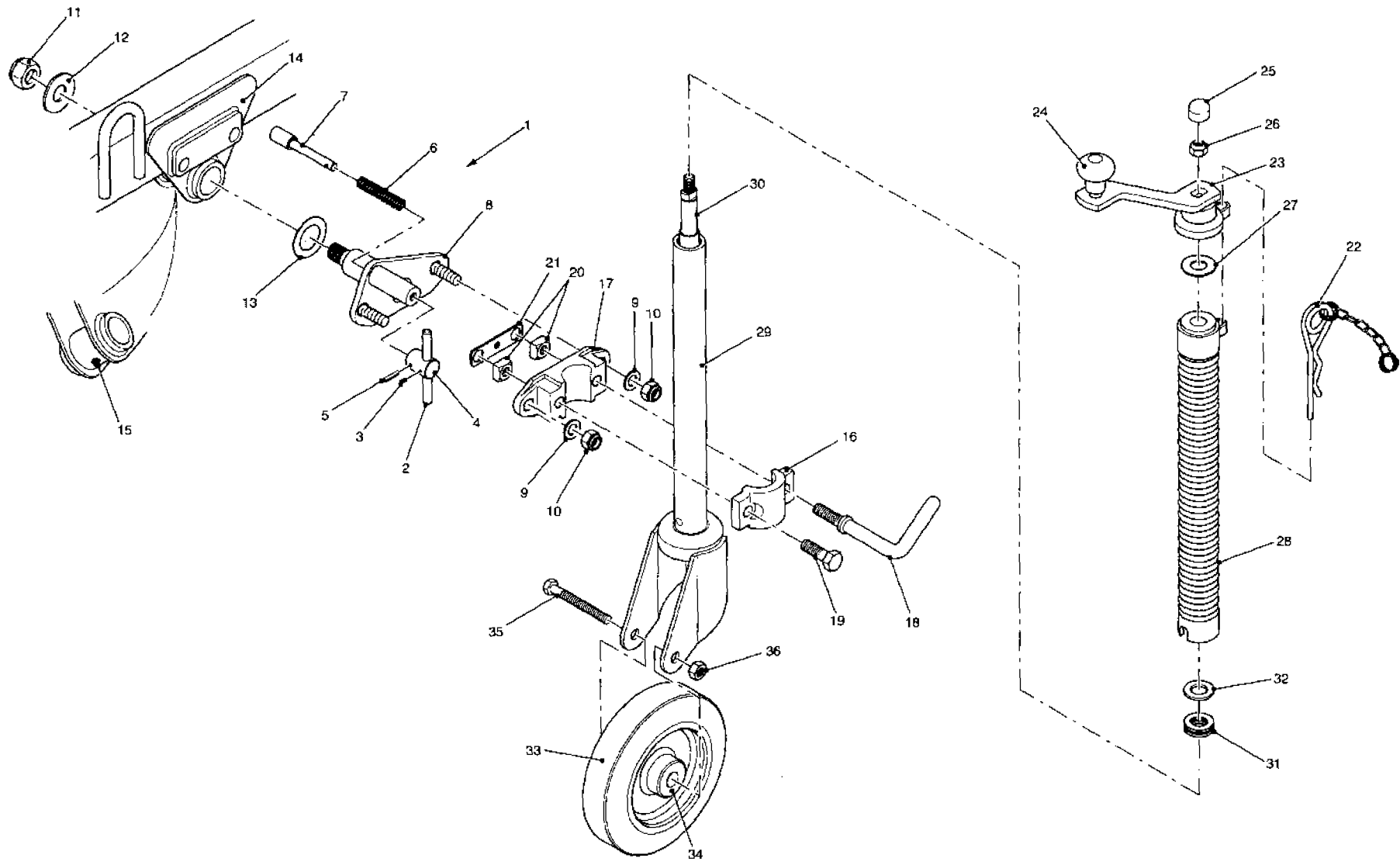


Fig 1 Front jockey wheel assembly

TRU021

PARTS LIST

Fig 1 Item	DMC Army	NATO stock number	Item name	Part No./ Dwg No.	No. off	Annotation (NSCM)
			FRONT JOCKEY WHEEL ASSEMBLY	12194	1	
1			. BRACKET SWIVEL comprising:	12044	1	
2			ITEMS 2-14 INC			
3			. HANDLE LOCK	12107	1	
4			. SCREW, MACHINE	10079	1	
5			. BOSS LOCK, HANDLE	12113	1	
6			. PIN, TENSION	12190	1	
7			. SPRING	12189	1	
8			. PIN LOCK	12114	1	
9			. SWIVELLING BRACKET	12413	1	
10			. NUT, LOCK	12187	2	
11			. WASHER, PLAIN	12191	2	
12			. NUT	12298	1	
13			. WASHER, MUDWING	12297	1	
14			. WASHER, SPACER	12110	1	
15			. BRACKET, SWIVEL	12182	1	
16			. NIPPLE, GREASE	12193	1	
17			. CAP	P01264200400	1	
18	W2	2530-99-767-0978	. BRACKET, BOTTOM	P01274200402	1	
19			. CLAMP, HANDLE	P01292001400	1	(K6226)
20			. BOLT, MACHINE	11326	1	
21			. NUT, SQUARE	E26062400012	2	
22	6MT1	5340-99-782-8249	. PLATE, NUT	10196	1	
			. CLIP, CHAIN AND LOOP	KIT 153	1	(K6226)
			comprising:			
			CLIP CHAIN AND LOOP,		1	
			INCLUDING:			
			SAFETY R-CLIP		1	
			CHAIN WELDED 7 LINKS		1	
			TRIPLE LOOP SECURING		2	
23			. HANDLE	12275	1	
24	8ETR	5355-99-362-7782	. KNOB INCL GRUB SCREW	KIT 142	1	(K6226)
25			. COVER, NUT		1)See Kit 8170
26			. NUT, LOCK		1)
27			. WASHER, BELLVILLE		1)See Kit 8128
28			. OUTER		1)
29			. INNER		1)
30			. SPINDLE		1)
31			. BEARING, THRUST		1)
32			. WASHER, BEARING		1)
33			. WHEEL AND TYRE		1)See Kit 8129
34			. BUSH		1)
35			. BOLT, MACHINE		1)
36			. NUT, TITAN		1)

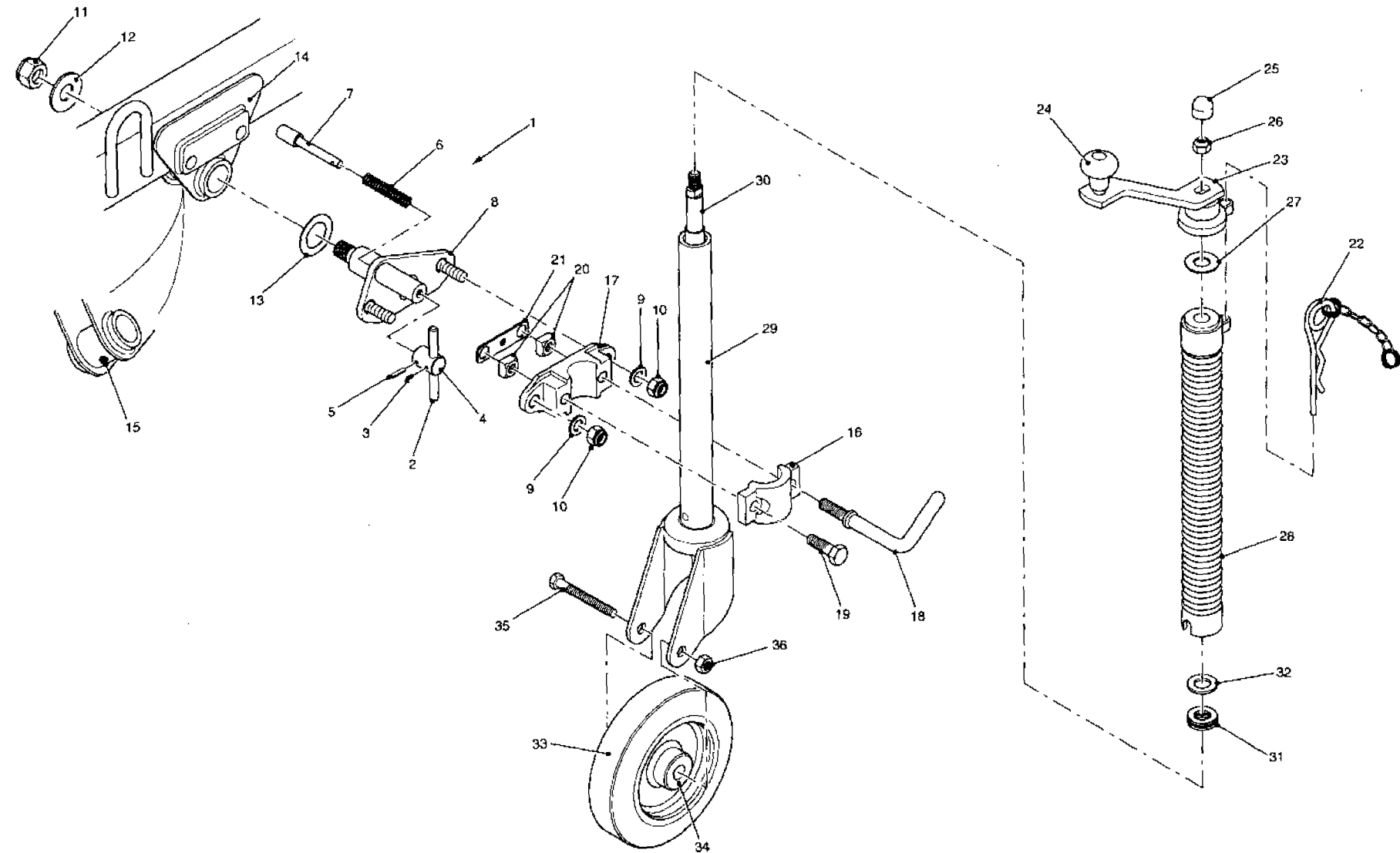



Fig 1 Front jockey wheel assembly

TRL/021


PARTS LIST

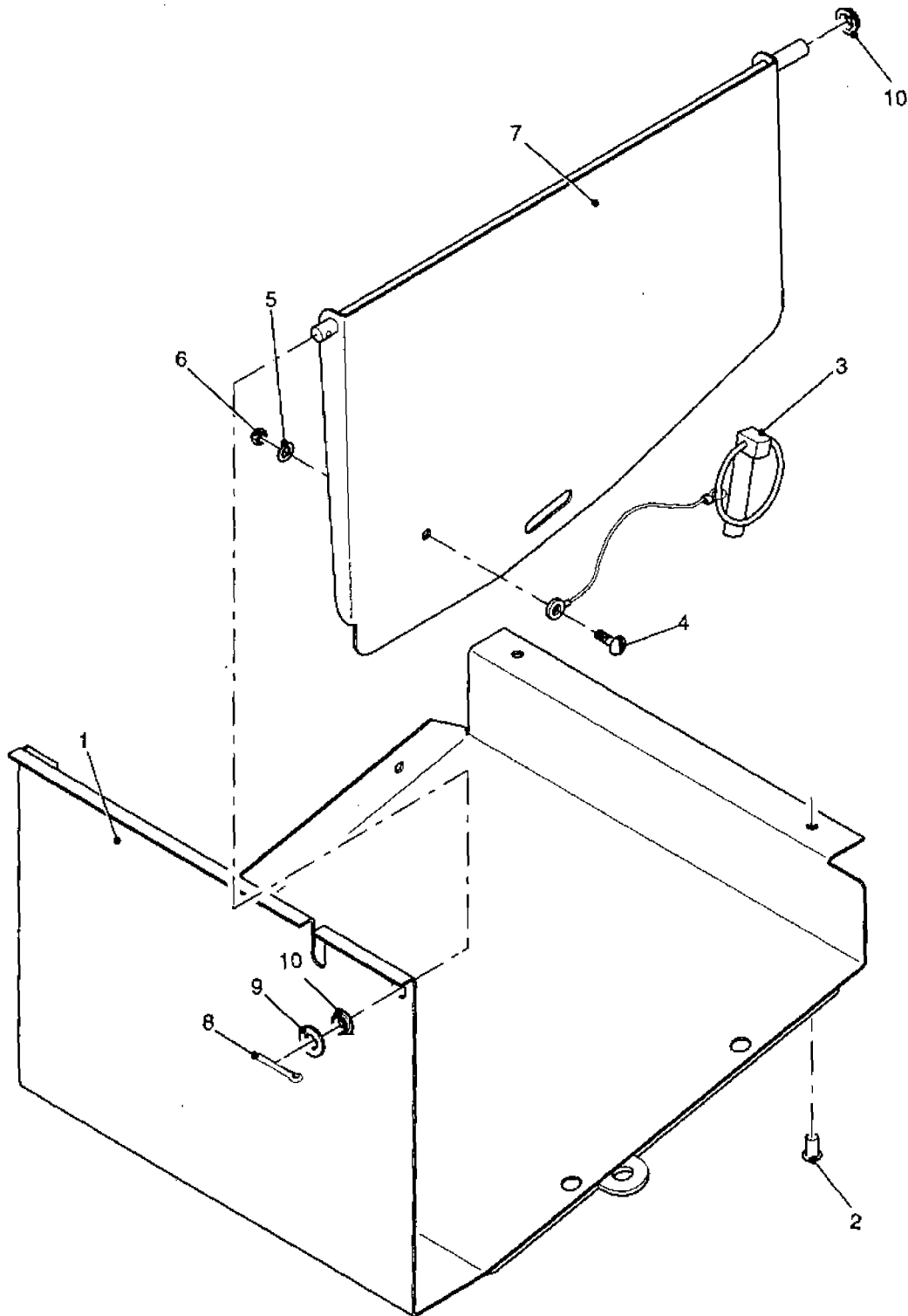
Fig 1 Item	DMC Army	NATO stock number	Item name	Part No./ Dwg No.	No. off	Annotation (NSCM)
			FRONT JOCKEY WHEEL ASSEMBLY - contd			
NI 37	7TR	5340-99-131-8050	. JOCKEY WHEEL GEAR	KIT 8128	1	(K6226)
			<i>comprising:</i>		1	
			TJ153 JOCKEY MOD 3/4T,			
			<i>INCLUDING:</i>			
			HANDLE		1	Fig 1-23
			INNER		1	Fig 1-29
			OUTER		1	Fig 1-28
			WHEEL AND TYRE		1	Fig 1-33
			CLIP, CHAIN AND LOOP		1	Fig 1-22
			WASHER, BEARING		1	Fig 1-32
			SPINDLE		1	Fig 1-30
			BEARING, THRUST		1	Fig 1-31
			KNOB INCL GRUB SCREW		1	Fig 1-24
			COVER, NUT		1	Fig 1-25
NI 38	7TR	2530-99-867-0451	. WHEEL, SOLID RUBBER TIRE	KIT 8129	1	(K6226)
			<i>comprising:</i>		1	Fig 1-35
			BOLT, MACHINE		1	Fig 1-36
			NUT, TITAN		1	Fig 1-33
			WHEEL AND TYRE		1	Fig 1-34
NI 39			. HANDLE KIT	KIT 8170	1	
			<i>comprising</i>		1	Fig 1-23
			HANDLE		1	Fig 1-25
			COVER, NUT		1	Fig 1-26
			NUT, LOCK		1	Fig 1-24



CHAPTER 2-2-6
RH CES BOX ASSEMBLY
CONTENTS

	Page
Record of modifications	3
Chapter	
2-2-6 RH CES box assembly	






TRL/003

Fig 1 RH CES box assembly

PARTS LIST

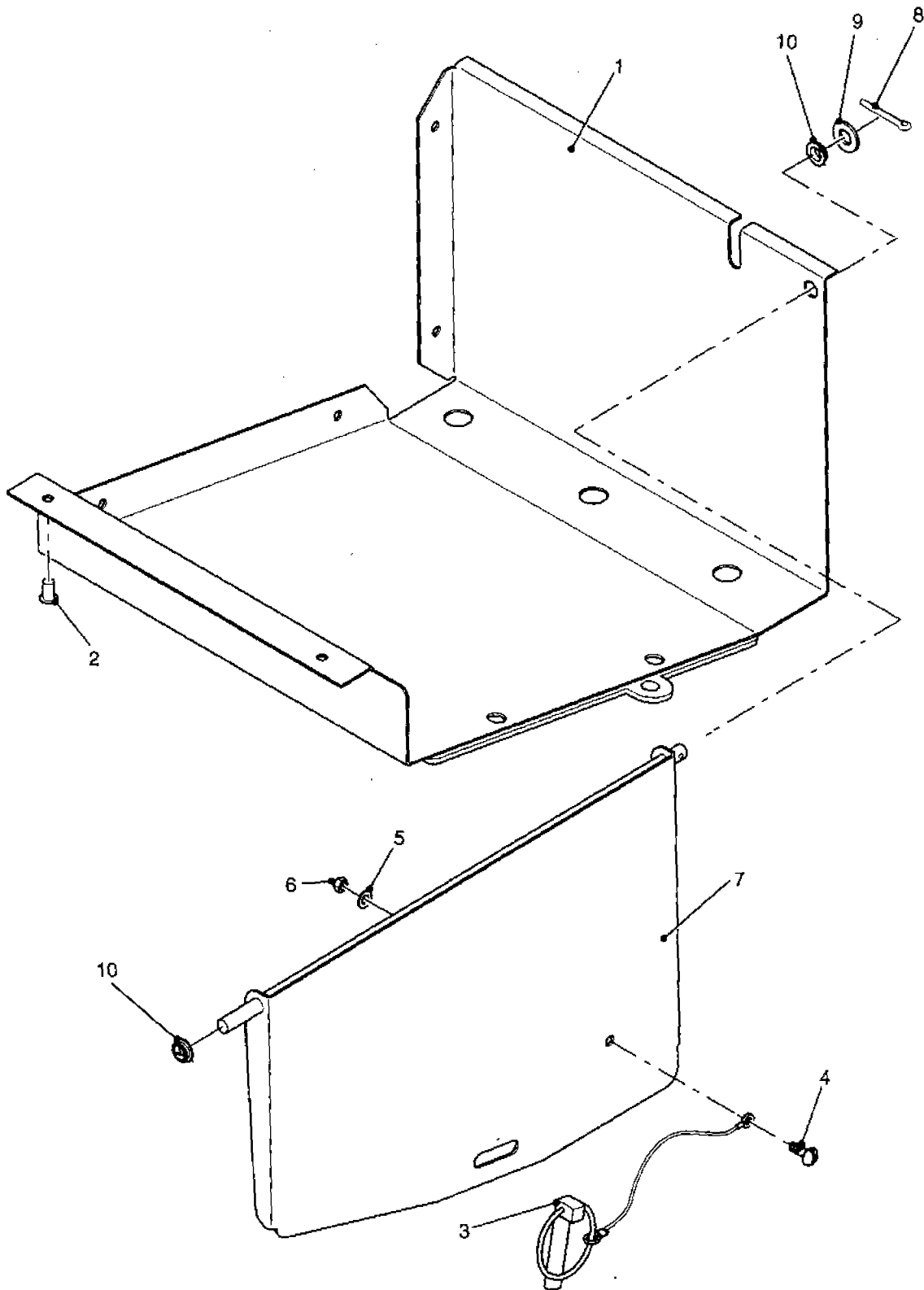
Fig 1 Item	DMC Army	NATO stock number	Item name	Part No/ Dwg No.	No. off	Annotation (NSCM)
			RH CES BOX ASSEMBLY	MS-2323-277	REF	
1	7TR	2540-99-503-3478	. BOX, ACCESSORIES STOWAGE	MS-2323-274	1	(K8232)
2			. RIVET, STAINLESS	OBS11-00618	6	
3	7TR	4020-99-212-5884	. COTTER PIN, SNAP RING C/W CORD	MS-2323-299	1	(K8232)
4			. SCREW, MACHINE	F021	1	
5			. WASHER, PLAIN	F378	1	
6	G1	5310-99-827-5524	. NUT, SELF-LOCKING, HEXAGON	F345	1	
7	7TR	2540-99-696-3154	. COVER, BOX, ACCESSORIES STOWAGE	MS-2323-276	1	(K8232)
8			. SPLIT PIN	F559	1	
9			. WASHER, PLAIN	F392	1	
10			. SHEET METAL BEARING	MCM-08-03	2	



CHAPTER 2-2-7
LH CES BOX ASSEMBLY
CONTENTS

	Page
Record of modifications	3
Chapter	
2-2-7 LH CES box assembly	





TRL/004

Fig 1 LH CES box assembly

PARTS LIST

Fig 1 Item	DMC Army	NATO stock number	Item name	Part No./ Dwg No.	No. off	Annotation (NSCM)
			LH CES BOX ASSEMBLY	MS-2323-265	REF	
1	7TR	2540-99-212-5886	. ACCESSORIES BOX, STOWAGE	MS-2323-271	1	(K8232)
2			. RIVET, STAINLESS	OBS11-00618	6	
3	7TR	4020-99-212-5884	. COTTER PIN, SNAP RING C/W CORD	MS-2323-299	1	(K8232)
4			. SCREW, MACHINE	F021	1	
5			. WASHER, PLAIN	F378	1	
6	G1	5310-99-827-5524	. NUT, SELF-LOCKING, HEXAGON	F345	1	
7	7TR	2540-99-741-4909	. COVER, BOX, ACCESSORIES STOWAGE	MS-2323-270	1	(K8232)
8			. SPLIT PIN	F559	1	
9			. WASHER, PLAIN	F392	1	
10			. SHEET METAL BEARING	MCM-08-03	2	



CHAPTER 2-3
ELECTRICAL SYSTEM
CONTENTS

	Page
Record of modifications.....	3
Chapter	
2-3 Electrical system	



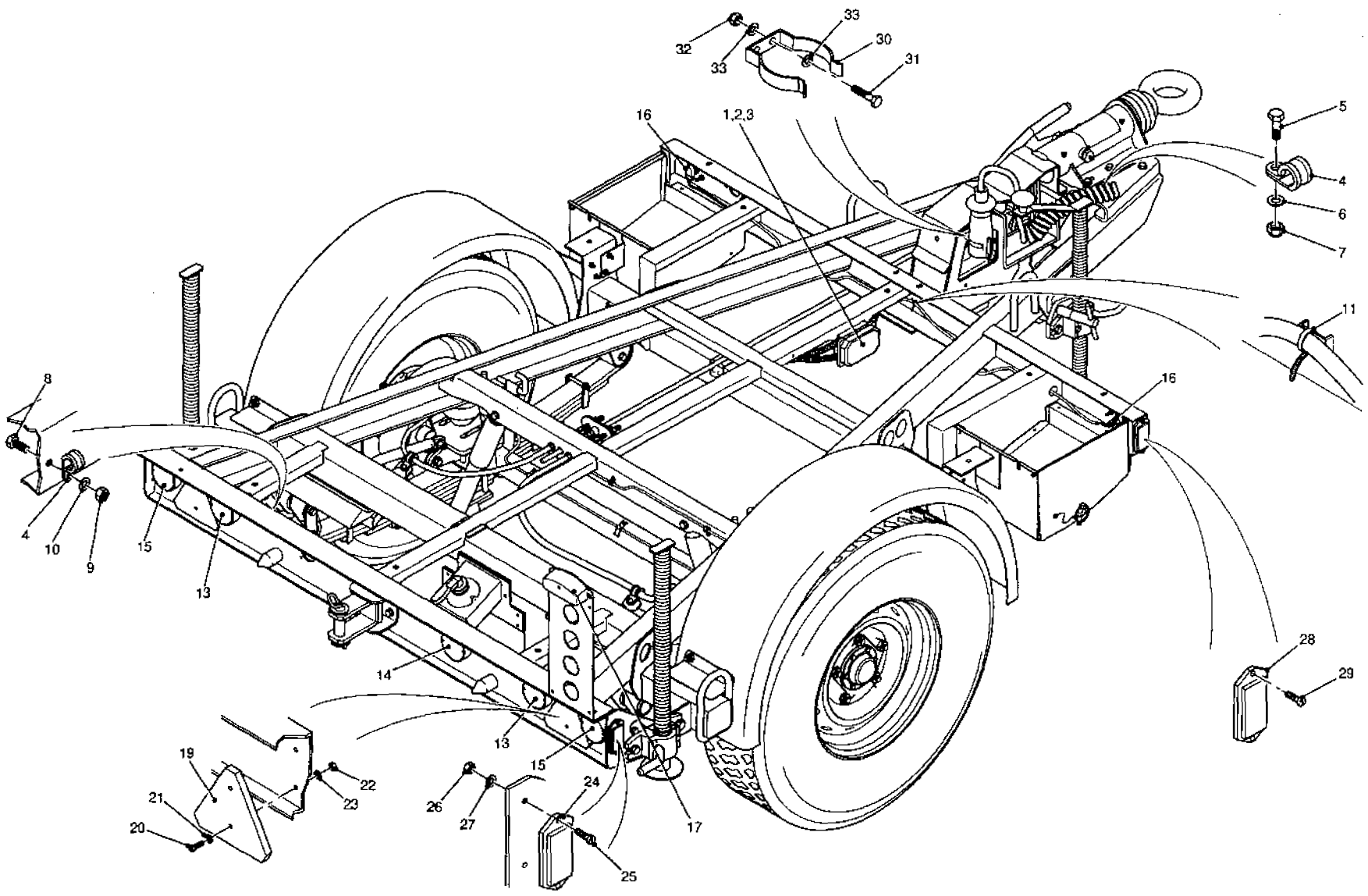


Fig 1 Electrical system

TRU/008

PARTS LIST

Fig 1 Item	DMC Army	NATO stock number	Item name	Part No./ Dwg No.	No. off	Annotation (NSCM)
			ELECTRICAL SYSTEM	MS-2323-007	REF	
1	7TR	6150-99-975-7189	. WIRING HARNESS	AA-2323-204	1	(K8232)
2	G1	5310-99-212-6344	. NUT, SELF-LOCKING, HEXAGON	F1057	2	
3	G1	5310-99-811-0479	. WASHER, FLAT, M6, S/STEEL	F1056	2	
4	Z88	5340-99-728-0563	. CLAMP, LOOP	3330	2	(K7817)
5			. SCREW, MACHINE	F1106	1) Front
6	G1	5310-99-212-6344	. NUT, SELF-LOCKING, HEXAGON	F1057	1) P clip
7	G1	5310-99-811-0479	. WASHER, FLAT, M6, S/STEEL	F1056	1)
8	G1	5305-99-133-0431	. SCREW, ASSEMBLED WASHER	F027	1) Rear
9	G1	5310-99-827-5524	. NUT, NYLOC	F345	1) P clip
10			. WASHER, PLAIN	F378	1)
11			. CABLE TIE	TR6	19	
NI 12			. GROMMET, NATURAL RUBBER	RB6853	1	Rear loom section
13	7TR	6220-99-363-1913	. STOP LIGHT - TAILLIGHT, VEHICULAR	SL9 R/A 24V	2	See Fig 2 (K7332)
14	7TR	6220-99-190-7115	. LIGHT, FOG	RF7 R/A 24V	1	See Fig 2 (K7332)
15	7TR	6220-99-132-7655	. DIRECTIONAL LIGHT, VEHICULAR	FL25 R/A 24V	2	See Fig 3 (K7332)
16	7TR	6220-99-452-9999	. SIDELIGHT	FM10 24V	2	See Fig 3 (K7332)
17	7TR	6220-99-766-1372	. LIGHT, UTILITY, VEHICULAR	NPL3PENMAN24V	1	
NI 18			. LAMP INCANDESCENT 24V	T4W-24W	1	
NI 18 (1)			. LAMP INCANDESCENT 12V	LLB233	1	
19	6MT3	9905-99-842-0061	. REFLECTOR, INDICATING, CLEARANCE	171/01/000	2	(K1078)
20	G1	5305-99-135-0432	. SCREW, MACHINE	F023	4	
21			. WASHER	033-0600-00-01	4	
22	G1	5310-99-827-5524	. NUT, NYLOC	F345	4	
23			. WASHER, PLAIN	F378	4	
24	6MT3	9905-99-831-3338	. REFLECTOR, INDICATING, CLEARANCE	78/02/00	2) (K1078)
25	G1	5305-99-133-0431	. SCREW, ASSEMBLED WASHER	F027	4) Fitted to rear
26	G1	5310-99-827-5524	. NUT, NYLOC	F345	4)
27			. WASHER, PLAIN	F378	4)
28	6MT3	9905-99-831-3338	. REFLECTOR, INDICATING, CLEARANCE	78/02/00	2) (K1078)
29	G1	5305-99-805-6811	. SCREW, TAPPING, THREAD FORMING	F454	4) Fitted to front
30	9BTR	5340-99-874-2272	. CLIP, SPRING, TRAILER SOCKET	FV556226	1) (U0795)
31			. SCREW, MACHINE	F150	2	
32	G1	5310-99-122-5643	. NUT, SELF-LOCKING, HEXAGON	F341	2	
33	G1	5310-99-122-3031	. WASHER, FLAT	F374	4	

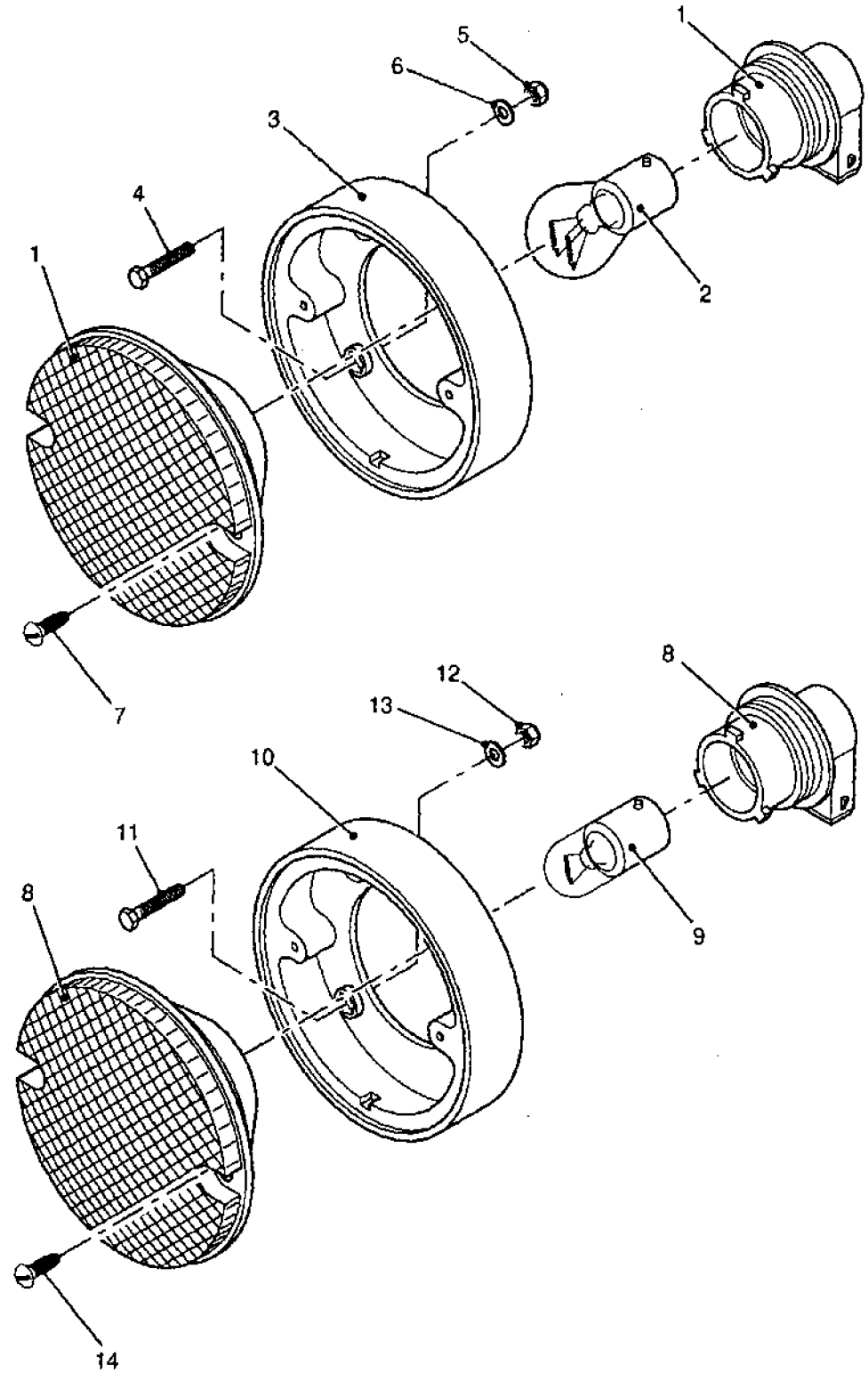
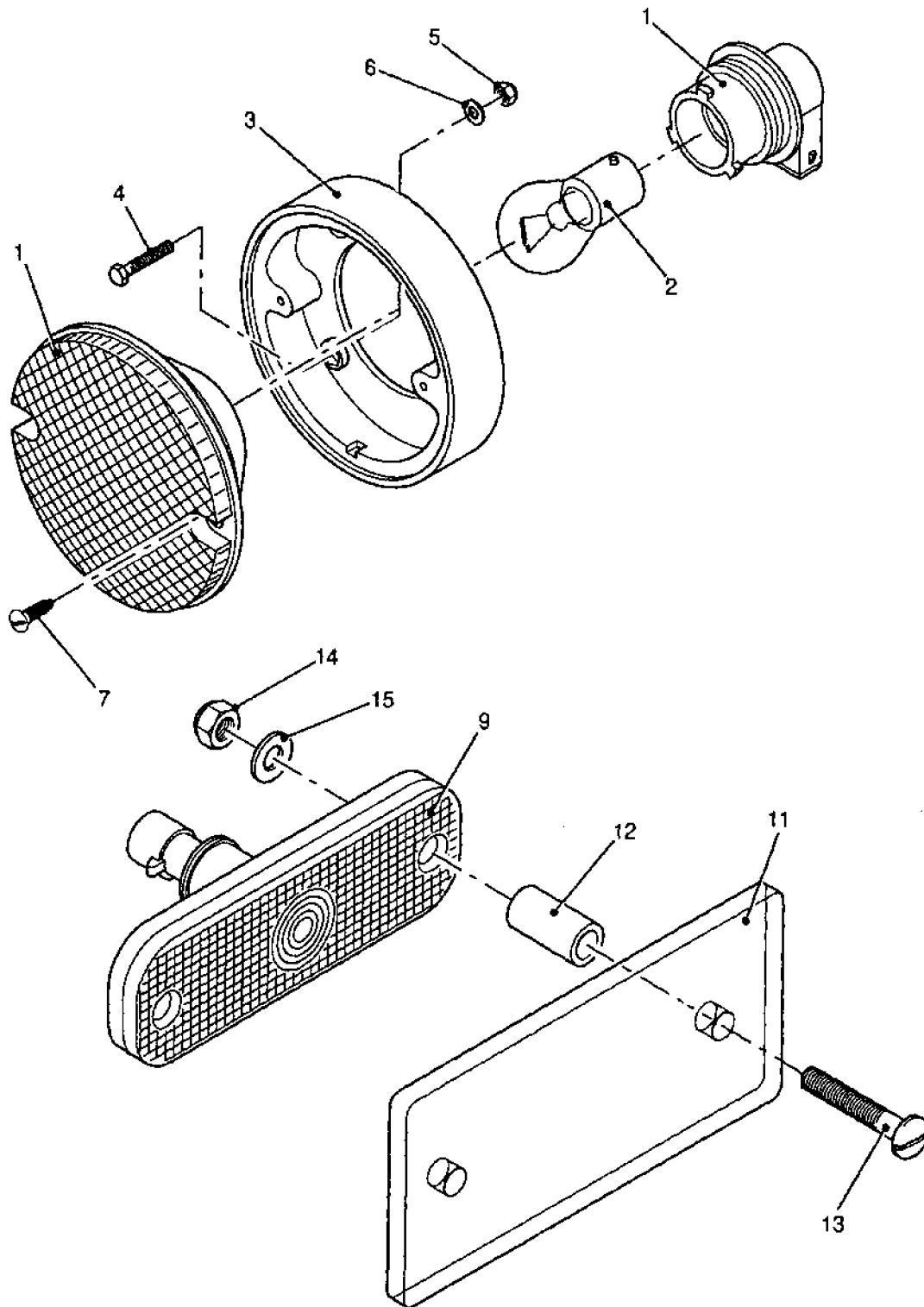


Fig 2 Stop/tail and fog lamps

TRL/009

PARTS LIST

Fig 2 Item	DMC Army	NATO stock number	Item name	Part No./ Dwg No.	No. of	Annotation (NSCM)
			ELECTRICAL SYSTEM - contd			
1	7TR	6220-99-363-1913	. STOP LIGHT - TAILLIGHT VEHICULAR	SL9 R/A 24V	2	(K7332)
2			. LAMP INCANDESCENT 24V	P21/5W-24V	2	
2 (1)			. LAMP INCANDESCENT 12V	LLB380	2	
3	7TR	6250-99-666-0437	. BASE, LAMPHOLDER	N677800	2	(K7332)
4	G1	5305-99-254-4455	. SCREW, MACHINE	F013	4	
5	G1	5310-99-827-5524	. NUT, NYLOC	F345	4	
6			. WASHER, PLAIN	F378	4	
7	7XD	5305-99-730-5036	. SCREW	F445	4	Lamp holder to plinth
8	7TR	6220-99-190-7115	. LIGHT, FOG	RF7 R/A 24V	1	(K7332)
9	X5	6240-99-995-1337	. LAMP, FILAMENT	2348	1	(K1078)
9 (1)			. LAMP, FILAMENT 12 V	LLB382	1	
10	7TR	6250-99-666-0437	. BASE, LAMPHOLDER	N677800	1	(K7332)
11	G1	5305-99-254-4455	. SCREW, MACHINE	F013	2	
12	G1	5310-99-827-5524	. NUT, NYLOC	F345	2	
13			. WASHER, PLAIN	F378	2	
14	7XD	5305-99-730-5036	. SCREW	F445	2	Lamp holder to plinth



TRL/010

Fig 3 Rear direction indicator and front marker lamps

PARTS LIST

Fig 3 Item	DMC Army	NATO stock number	Item name	Part No./ Dwg No.	No. off	Annotation (NSCM)
			ELECTRICAL SYSTEM - contd			
1	7TR	6220-99-132-7655	. DIRECTIONAL LIGHT, VEHICULAR	FL25 F/A 24V	2	(K7332)
2	X5	6240-99-995-1337	. LAMP, FILAMENT	2348	2	(K1078)
2			. LAMP, FILAMENT, 12V	LLB382	2	
(1)						
3	7TR	6250-99-666-0437	. BASE, LAMPHOLDER	N677800	2	(K7332)
4	G1	5305-99-254-4455	. SCREW MACHINE	F013	4	
5	G1	5310-99-827-5524	. NUT, NYLOC	F345	4	
6			. WASHER, PLAIN	F378	4	
7	7XD	5305-99-730-5036	. SCREW	F445	4	Lamp holder to plinth
9	7TR	6220-99-452-9999	. SIDELIGHT	FM10 24V	2	(K7332)
NI			. LAMP INCANDESCENT 24V	WSW-24V	2	
NI			. LAMP INCANDESCENT 12V	LLB501CAPLESS	2	
(1)						
11	7TR	6220-99-352-4404	. GUARD, LAMP	AA-2323-264	2	(K8232)
12	7TR	5365-99-359-6028	. SPACER, SLEEVE	311-4320-400-50	4	(U5F79)
13	G1	5305-99-777-5358	. SCREW, MACHINE	F149	4	
14	G1	5310-99-122-5643	. NUT, SELF-LOCKING HEXAGON	F341	4	
15	G1	5310-99-122-3031	. WASHER, FLAT	F374	8	



CHAPTER 2-4
LABELS AND DECALS
CONTENTS

	Page
Record of modifications.....	3
Chapter	
2-4 Labels and decals	



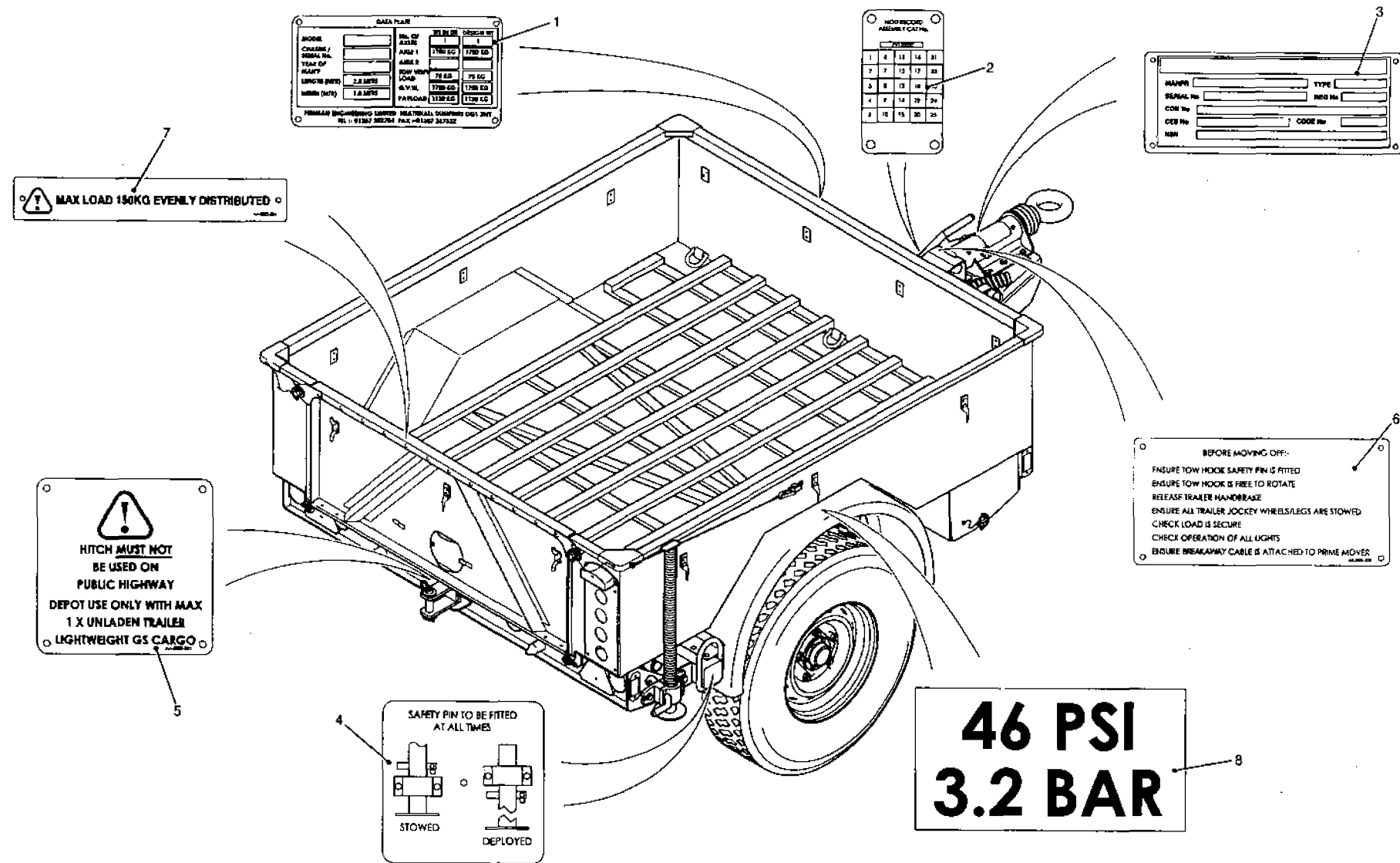



Fig 1 Labels and decals

TRL/006

PARTS LIST

Fig 1 Item	DMC Army	NATO stock number	Item name	Part No./ Dwg No.	No. off	Annotation (NSCM)
			LABELS AND DECALS	MS-2323-011	REF	
1	7TR	9905-99-399-7720	. PLATE, INSTRUCTION, DATA	AA-2323-280	1	(K8232)
2	7TR	9905-99-611-7596	. PLATE, INSTRUCTION, MOD RECORD	AA-2323-281	1	(K8232)
3	7TR	9905-99-783-1446	. PLATE INSTRUCTION, CONTRACT PLATE	AA-2323-295	1	(K8232)
4	7TR	9905-99-216-9394	. PLATE INSTRUCTION, PROPSTAND	AA-2323-300	2	(K8232)
5	7TR	9905-99-517-3824	. PLATE INSTRUCTION, REAR HITCH	AA-2323-301	1	(K8232)
6	7TR	9905-99-916-9737	. PLATE, INSTRUCTION, CHECKLIST	AA-2323-303	1	(K8232)
7	7TR	9905-99-386-7999	. PLATE, INSTRUCTION, MAX LOAD	AA-2323-304	1	(K8232)
8	7TR	7690-99-850-3683	. STENCIL, MARKING, TYRE PRESSURE	AA-2323-302	2	(K8232)
NI 9			. RIVET	1661-0414	22	Securing items 1, 2, 3, 5, 6 and 7
NI 10	7GVW	8030-99-611-3031	. SEALANT	SIKAFLEX 221	A/R	(U7452)



CHAPTER 3

INDEXES

CONTENTS

Para


- 1 Introduction

Chapter

- 3-1 Index of NATO Stock Numbers to Chapter, Figure and Item Numbers.
- 3-2 Index of Manufacturers Part/Drawing Numbers to Chapter, Figure and Item Numbers.
- 3-3 Index of NATO Stock Numbers to Item Names and Descriptions.
- 3-4 Index of NATO Supply Codes for Manufacturers to Manufacturers Name.

INTRODUCTION

- 1 This chapter identifies the number of indexes provided in support of the main Parts List.



CHAPTER 3-1
INDEX OF NATO STOCK NUMBERS
TO
CHAPTER, FIGURE AND ITEM NUMBERS
(Completely revised)
CONTENTS

	Page
Index pages	3



**INDEX OF NATO STOCK NUMBERS
TO
CHAPTER, FIGURE AND ITEM NUMBERS**

NATO stock number	Chapter 2-sub-chap	Fig & item	Nato stock number	Chapter 2-sub-chap	Fig & item
5330-99-109-9998	2-1	1-28	2510-99-173-8076	1	1-8
	2-1	1-51	2530-99-186-9143	2-1	1-40
5310-99-122-3031	2	2-8	2330-99-190-7113	2	1-60
	3	1-33		2-2	1-14
	3	3-15	6220-99-190-7115	3	1-14
5310-99-122-5643	2	2-9		3	2-8
	3	1-32	4020-99-212-5884	1	1-16
	3	3-14		2-4	1-3
2590-99-131-6783	2	2-1		2-6	1-3
6220-99-131-6784	2	2-11		2-7	1-3
5360-99-131-6919	2-1	1-74	2540-99-212-5886	2-7	1-1
4010-99-131-6923	2-3	1-11	4730-99-212-6301	2-3	1-22
5340-99-131-8050	2-5	1-NI 37	5310-99-212-6344	1	1-5
5310-99-131-8254	2-1	1-8		2	1-21
	2-2	1-19		2	1-39
	2-2	2-9		3	1-2
5310-99-131-8515	2-1	1-63		3	1-6
5310-99-131-8516	1	1-13	5310-99-212-6477	2-1	1-6
	2	1-4		2-3	1-3
	2	1-16	5306-99-212-6478	2-1	1-11
	2	1-26		2-1	1-38
	2-2	2-6		2-3	1-2
	2-4	1-13	4820-99-212-6486	2-1	1-NI 88
5310-99-131-8622	2-3	1-26	9905-99-216-9394	4	1-4
	2-3	1-33	5305-99-216-9413	1	1-4
	2-3	1-38	5310-99-219-6431	1	1-21
1650-99-131-8998	2-3	1-6	4720-99-225-8509	2-3	3-2
6220-99-132-7655	3	1-15	5310-99-231-7186	2	1-22
	3	3-1	2510-99-238-1620	2-2	2-1
5305-99-133-0431	3	1-8	2530-99-244-7869	2	1-55
	3	1-25	5310-99-248-4291	2-2	1-20
2530-99-133-4624	2-3	1-24	5310-99-248-4332	2-1	1-24
5365-99-134-7782	2-2	1-10		2-1	1-47
	2-2	1-11	2590-99-250-1673	2-1	1-78
5305-99-135-0432	3	1-20	5305-99-254-4455	3	2-4
4710-99-147-7140	2-3	3-1		3	2-11
5310-99-147-7220	2-2	1-13		3	3-4
	2-2	2-10	2430-99-258-0413	2	1-NI 57
5365-99-152-5237	2-2	2-3	2530-99-258-8997	2-1	1-19
4710-99-154-6542	2-1	2-1		2-1	1-43
2530-99-158-4689	2-1	1-10	2530-99-264-0392	2-1	1-13
5340-99-170-5262	2-2	1-8	5340-99-280-2402	2-1	1-77
5306-99-170-5264	2-1	1-2		2-2	1-24

**INDEX OF NATO STOCK NUMBERS
TO
CHAPTER, FIGURE AND ITEM NUMBERS**

NATO stock number	Chapter 2-sub-chap	Fig & item	Nato stock number	Chapter 2-sub-chap	Fig & item
5340-99-282-7221	2	1-41	5306-99-426-0123	2-3	2-1
5340-99-287-2134	2-1	1-76	3120-99-433-1322	2-1	1-26
	2-2	1-25		2-1	1-49
4010-99-290-6147	2-3	1-16	5315-99-440-1107	2	1-10
5310-99-291-1319	2-1	1-70	5306-99-451-1711	2	1-28
2510-99-292-4698	2	1-18		2-2	1-11
5340-99-297-6955	2-3	1-45	6220-99-452-9999	3	1-16
2950-99-302-0934	2	1-6		3	3-9
2540-99-304-5425	2-3	1-NI 62	5310-99-462-9732	2	1-15
5310-99-309-1094		1-9	4820-99-471-3131	2-1	1-NI 86
2540-99-309-2254	1	1-29	5310-99-491-1336	2	1-29
5310-99-316-8060	2-1	1-21		2-2	1-12
	2-1	1-45		2-2	1-18
	2-3	1-35	5305-99-496-0455	2	1-42
	2-3	1-40		2-4	1-4
5340-99-318-1120		1-6	5340-99-499-8554	2	1-NI 46
2530-99-322-9480	2-3	1-29		2	1-50
5340-99-324-0080	2-2	1-21	5340-99-500-6304		1-14
2530-99-327-4327	2-1	1-NI 84	5310-99-502-2592	2-1	1-25
2590-99-338-4851	2	1-36		2-1	1-48
4730-99-344-9118	2-3	1-15	2540-99-503-3478	2-6	1-1
2530-99-348-1037	2-1	1-NI 81	9905-99-517-3824	4	1-5
6220-99-352-4404	3	3-11	2590-99-549-5998	2	1-24
2590-99-351-4109	2-3	1-64	3120-99-549-6599	2-4	1-10
5330-99-354-0431	2-1	1-23		2-4	1-14
	2-1	1-46	5340-99-549-8089	2	1-14
5315-99-355-4300	2-4	1-8	2590-99-562-5747	2	2-6
5365-99-359-6028	2	2-10	5340-99-562-5761	2-3	1-19
	3	3-12	2530-99-563-4954	2-2	2-7
4720-99-361-2737	2-3	1-23	5305-99-568-6020	2-1	1-62
2510-99-362-7337	2	1-59	2530-99-570-0416	2-3	1-8
	2-2	1-9	2530-99-574-0143	2-3	1-NI 63
5355-99-362-7782	2-5	1-24	2530-99-580-3883	2-3	1-55
6220-99-363-1913	3	1-13	2510-99-582-5674	1	1-1
	3	2-1	2530-99-584-1946	2-3	1-NI 10
5305-99-371-9073		1-7	2540-99-585-8484	2-4	1-1
9905-99-386-7999	4	1-7	5305-99-585-8500		1-15
2530-99-391-1758	2-1	3-1	3120-99-589-8397	1	1-15
5305-99-393-4378	1	1-25	2530-99-601-8569	2-3	1-7
9905-99-399-7720	4	1-1	5325-99-608-9236	2	1-NI 45
5310-99-400-8025	2-1	1-30	8030-99-611-3031	4	1-10
	2-1	1-53	9905-99-611-7596	4	1-2
2610-99-405-6007	2	1-56	2510-99-617-7645	2	1-NI 64
5306-99-414-1239	2-3	1-25	2510-99-665-9761	1	1-9

INDEX OF NATO STOCK NUMBERS
TO
CHAPTER, FIGURE AND ITEM NUMBERS


NATO stock number	Chapter 2-sub-chap	Fig & item	Nato stock number	Chapter 2-sub-chap	Fig & item
6250-99-666-0437	3	2-3	5315-99-782-3460	2-3	1-10
	3	2-10	5310-99-782-3469	2-3	1-9
	3	3-3	5340-99-782-8249	2-5	1-22
5310-99-666-0691		1-8	9905-99-783-1446	4	1-3
5305-99-666-0956	2-1	1-20	5310-99-787-6222	2-3	1-17
	2-1	1-44	4030-99-790-4364		1-10
5306-99-666-1067	2-1	1-71	4810-99-794-7981	2-1	1-NI 85
2530-99-676-4702	2-1	1-1	2590-99-795-2353	2-5	1-30
5310-99-679-8242	2-1	1-74	2530-99-799-0300	2-1	1-NI 82
2540-99-687-2052	2	2-2	5340-99-804-7030	1	1-28
2540-99-696-3154	2-6	1-7	5305-99-805-6811	3	1-29
5310-99-700-7444	1	1-36	5340-99-809-1703	2-2	2-12
2510-99-707-2540	2-2	1-6	5310-99-811-0479	1	1-6
5310-99-724-2375	2-1	1-73		2	1-23
5340-99-728-0563	3	1-4		2	1-40
4010-99-728-2055	1	1-24		3	1-3
5305-99-730-5036	3	2-7		3	1-7
	3	2-14	5330-99-818-6130	2-1	1-NI 87
	3	3-7	2530-99-818-9336	2-1	1-NI 80
5310-99-735-6933	2	1-30	5340-99-821-1372	1	1-31
	2-2	1-17	5310-99-827-5524	1	1-18
	2-2	2-14		2	1-43
2540-99-741-4909	2-7	1-7		2-6	1-6
2530-99-743-0406	2-1	1-27		2-7	1-6
	2-1	1-50		3	1-9
3120-99-744-3361	2-1	1-NI 79		3	1-22
5325-99-748-4316	2-1	1-66		3	1-26
2540-99-750-5070	2	1-33		3	2-5
5310-99-752-5091	2-1	1-3		3	2-12
	2-1	1-7		3	3-5
	2-3	1-4	9905-99-831-3338	3	1-24
	2-3	1-49		3	1-28
	2-3	1-52	2510-99-833-4776	1	1-3
	2-3	1-56	5307-99-833-7952	2-1	1-4
	2-3	1-59	2530-99-837-3058	2-1	1-NI 83
	2-5	1-36	5305-99-837-9041	2	1-20
5340-99-759-7893	2-3	1-44		2	1-39
5315-99-762-1764	2-4	1-7	9905-99-842-0061	3	1-19
6220-99-766-1372	3	1-17	7690-99-850-3683	4	1-8
2530-99-767-0976	2-5	1-18	2510-99-858-1482	2	1-58
5305-99-777-5358	2	2-7		2-2	1-1
	3	3-13	2510-99-865-1738	1	1-2
4720-99-778-0381	2-3	1-21	2530-99-867-0451	2-5	1-NI 38

**INDEX OF NATO STOCK NUMBERS
TO
CHAPTER, FIGURE AND ITEM NUMBERS**

NATO stock number	Chapter 2-sub-chap	Fig & item	Nato stock number	Chapter 2-sub-chap	Fig & item
5310-99-867-8397	1	1-14			
	1	1-23			
	2	1-5			
	2	1-17			
	2	1-27			
	2-2	2-5			
	2-4	1-12			
5310-99-869-9175	2-1	1-5			
5340-99-874-2272	3	1-30			
4720-99-874-2584	2-1	2-4			
5305-99-875-3045	2-2	2-4			
4720-99-884-6586	2-1	2-3			
5330-99-884-7659	2	2-3			
5340-99-885-1189	2-2	2-2			
5340-99-887-6315	2	1-19			
4010-99-891-0371	2-3	1-54			
5307-99-912-0252	2-1	1-29			
	2-1	1-52			
9905-99-916-9737	4	1-6			
2540-99-927-5359	1	1-32			
5340-99-930-3191	2-4	1-15			
4710-99-934-0978	2-1	2-5			
2530-99-936-3638	2-3	1-58			
2510-99-957-9423	2-2	1-7			
5315-99-961-3054	1	1-20			
5340-99-968-3691	1	1-34			
5331-99-968-8101	2-1	1-70			
2540-99-973-9528	2-4	1-2			
6150-99-975-7189	3	1-1			
6240-99-995-1337	3	2-9			
	3	3-2			

CHAPTER 3-2
INDEX OF MANUFACTURERS PART/DRAWING NUMBERS
TO
CHAPTER, FIGURE AND ITEM NUMBERS
(Completely revised)
CONTENTS

	Page
Index pages	3



INDEX OF MANUFACTURERS PART/DRAWING NUMBERS
TO
CHAPTER, FIGURE AND ITEM NUMBERS

Manufacturers Part or Dwg number	Chapter 2- sub-chap	Fig & item	Manufacturers Part or Dwg number	Chapter 2- sub-chap	Fig & item
A00351000400	2-3	2-8	AA-2323-324	2	1-70
A00351000401	2-3	2-4	AA-2323-325	2	1-71
A00572174400	2-3	2-5	AA-2323-337	2	1-NI 57
AA-2323-062	2	1-6	AA-2323-358	2	1-10
AA-2323-103	2	1-58	AA-2323-365	2	1-34
	2-2	1-1	ANR4583PM	2	1-55
AA-2323-138	2-2	1-21	BE61-0611	1	1-35
AA-2323-149	1	1-3	BU311/S	2-2	1-8
AA-2323-157	2-2	2-1	C-F-20-15-M6-57		1-6
AA-2323-168		1-14	DPSM639010	2-1	1-28
AA-2323-183	2-2	1-7		2-1	1-51
AA-2323-184	2-2	1-6	E21031200012	2-3	1-20
AA-2323-194	2-2	1-20	E26062400012	2-5	1-20
AA-2323-204	3	1-1	E43009010042	2-3	1-10
AA-2323-207	2	1-19	F012	2	1-42
AA-2323-210	2	1-36		2	1-NI 47
AA-2323-211	2-2	1-10		2	1-51
	2-2	2-11		2-4	1-4
AA-2323-212	1	1-20	F013	3	2-4
AA-2323-231		1- NI 5		3	2-11
AA-2323-233	2	1-18		3	3-4
AA-2323-234	1	1-32	F021	2-6	1-4
AA-2323-235	1	1-29		2-7	1-4
AA-2323-240	2	2-2	F022	1	1-17
AA-2323-241	2	2-3	F023	3	1-20
AA-2323-253	2-4	1-15	F027	3	1-8
AA-2323-264	3	3-11		3	1-25
AA-2323-278	1	1-24	F1003	2	1-8
AA-2323-280	4	1-1		2-2	1-3
AA-2323-281	4	1-2	F1006	2	1-9
AA-2323-285		1-10		2-2	1-4
AA-2323-295	4	1-3	F1014		1-18
AA-2323-298	2	1-NI 64		1	1-11
AA-2323-300	4	1-4		1	1-26
AA-2323-301	4	1-5		2	1-12
AA-2323-302	4	1-8		2	1-66
AA-2323-303	4	1-6		2	1-74
AA-2323-304	4	1-7	F1016		1-19
AA-2323-305	2	1-15		1	1-12
AA-2323-306	2	1-24		1	1-27
AA-2323-312	2	2-6		2	1-13
AA-2323-315	2-4	1-8		2	1-67
AA-2323-322	2-2	1-15		2	1-73

**INDEX OF MANUFACTURERS PART/DRAWING NUMBERS
TO
CHAPTER, FIGURE AND ITEM NUMBERS**

Manufacturers Part or Dwg number	Chapter 2- sub-chap	Fig & item	Manufacturers Part or Dwg number	Chapter 2- sub-chap	Fig & item
F1017		1-17	F1105	2	1-20
F1024	1	1-13		2	1-38
	2	1-4	F1106	3	1-5
	2	1-16	F1125	1	1-10
	2	1-26	F1125	2	1-11
	2-2	2-6		2	1-65
	2-4	1-13		2	1-72
F1026	1	1-14	F1126		1-15
	1	1-23	F1127		1-16
	2	1-5	F1154	2-2	2-4
	2	1-17	F1155	2	1-3
	2	1-27		2	1-25
	2-2	2-5	F1179	2-4	1-11
	2-4	1-12	F1214	2-2	1-16
F1027	1	1-21	F1217	2-2	2-8
F1028	1	1-22	F1218	2	1-28
F1041	2	1-29		2-2	1-11
	2-2	1-12	F1246	2	1-7
	2-2	1-18	F1256	2-2	1-2
F1042	2	1-30	F1345	2-4	1-6
	2-2	1-17	F148	1	1-25
	2-2	2-14	F149	2	2-7
F1043	2-2	1-13		3	3-13
	2-2	2-10	F150	3	1-31
F1046		1-12	F341	2	2-9
F1047		1-13		3	1-32
F1053	1	1-4		3	3-14
F1056		1-9	F345	1	1-18
	1	1-6		2	1-43
	2	1-23		2	1-NI 48
	2	1-40		2	1-52
	3	1-3		2-6	1-6
	3	1-7		2-7	1-6
F1057	1	1-5		3	1-9
	2	1-21		3	1-22
	2	1-39		3	1-26
	3	1-2		3	2-5
	3	1-6		3	2-12
F1058		1-8		3	3-5
F1059	2	1-22	F374	2	2-8
F1068	2	2-5		3	1-33
F1070	1	1-36		3	3-15
F1101		1-7	F378	2	1-44

INDEX OF MANUFACTURERS PART/DRAWING NUMBERS
TO
CHAPTER, FIGURE AND ITEM NUMBERS

Manufacturers Part or Dwg number	Chapter 2-sub-chap	Fig & item	Manufacturers Part or Dwg number	Chapter 2-sub-chap	Fig & item
	2	1-NI 49	KIT 8118	2-1	1-NI 84
	2	1-53	KIT 8119	2-1	1-NI 85
	2-4	1-5	KIT 8120	2-1	1-NI 86
	2-6	1-5	KIT 8128	2-5	1-NI 37
	2-7	1-5	KIT 8129	2-5	1-NI 38
	3	1-10	KIT 8133	2-3	2-NI 10
	3	1-23	KIT 8137	2-1	1-NI 87
	3	1-27	KIT 8138	2-3	1-21
	3	2-6	KIT 8139	2-3	1-22
	3	2-13	KIT 8140	2-3	1-23
	3	3-6	KIT 8141	2-3	3-1
F392	2-6	1-9	KIT 8142	2-3	3-2
	2-7	1-9	KIT 8143	2-1	2-5
F445	3	2-7	KIT 8144	2-1	2-1
	3	2-14	KIT 8145	2-1	2-3
	3	3-7	KIT 8146	2-1	2-4
F454	3	1-29	KIT 8154	2-1	1-NI 88
F520	2-1	1-8	KIT 8163	2-3	1-32
	2-2	1-19	KIT 8164	2-1	3-1
	2-2	2-9	KIT 8166	2-1	2-NI 2
F559	2-2	2-15	KIT 8167	2-1	2-6
	2-6	1-8	KIT 8168	2-1	2-7
	2-7	1-8	KIT 8169	2-3	2-NI 11
FL25 R/A 24V	3	1-15	KIT 8170	2-5	1-NI 39
	3	3-1	KIT 8203	2-1	1-78
FM10 24V	3	1-16	KP-D-50-68-M10X28-57	2	1-14
	3	3-9	LLB207	2	2-12 (1)
FV556226	3	1-30	LLB233	3	1-NI 18 (1)
GFM-1011-10	2-4	1-10	LLB380	3	2-2 (1)
	2-4	1-14	LLB382	3	2-9 (1)
GTM-2442-015	2-2	1-5		3	3-2 (1)
H00830100400	2-1	1-65	LLB501CAPLESS	3	3-NI 10 (1)
KIT 108M	2-3	1-6	M19	1	1-28
KIT 142	2-5	1-24	M226	1	1-31
KIT 153	2-5	1-22	M250-1014-1C	1	1-15
KIT 8100	2-3	1-NI 62	M30010000002	2-3	1-9
KIT 8105	2-3	1-NI 63	M30020000002	2-3	1-12
KIT 8108	2-1	1-NI 79	M32006000042	2-1	1-15
KIT 8110	2-1	1-NI 80		2-1	1-42
KIT 8111	2-1	1-NI 81	MCM-08-03	2-6	1-10
KIT 8112	2-1	1-10		2-7	1-10
KIT 8113	2-1	1-NI 82	MS-2323-001		1
KIT 8114	2-1	1-NI 83	MS-2323-007		1-3

**INDEX OF MANUFACTURERS PART/DRAWING NUMBERS
TO
CHAPTER, FIGURE AND ITEM NUMBERS**

Manufacturers Part or Dwg number	Chapter 2- sub-chap	Fig & item	Manufacturers Part or Dwg number	Chapter 2- sub-chap	Fig & item
	3	1	OBS11-00618	2-6	1-2
MS-2323-011		1-NI 4		2-7	1-2
	4	1	P01264200400	2-5	1-16
MS-2323-052	2	1-1	P01274200402	2-5	1-17
MS-2323-078	1	1-2	P01282001400	2-5	1-18
MS-2323-126	1	1-1	P21/5W-24V	3	2-2
MS-2323-136		1-1	PV956	2	1-NI 45
	1	1	R5W BA 15S	2	2-12
MS-2323-137		1-2	RB6853	3	NI 12
	2	1	RF7 R/A 24V	3	1-14
MS-2323-139	2	1-61		3	2-8
	2-2	2	RL800 R/A 24V	2	2-11
MS-2323-161	2	1-62	SIKAFLEX 221	4	1-NI 10
	2-3	1	SL9 R/A 24V	3	1-13
MS-2323-236	2	1-37		3	2-1
	2	2	T4W-24W	3	1-NI 18
MS-2323-238	2	2-1	TD612GT	2	2-4
MS-2323-244	2-4	1-2	TR6	3	1-11
MS-2323-252	2	1-2	W5W-24V	3	3-NI 10
	2-4	1	01.3U.00.26	2	1-59
MS-2323-254	2-4	1-1	01.3U.00.26	2-2	1-9
MS-2323-265	2	1-32	02221-00813	1	1-30
	2-7	1		1	1-33
MS-2323-270	2-7	1-7	02-2216-01	1	1-34
MS-2323-271	2-7	1-1	032-0601-000-01	1	1-7
MS-2323-274	2-6	1-1	033-0600-00-01	3	1-21
MS-2323-276	2-6	1-7	10079	2-5	1-3
MS-2323-277	2	1-31	10196	2-5	1-21
	2-6	1	10695	2-3	1-24
MS-2323-292	1	1-8	10697	2-3	1-8
MS-2323-293	1	1-9	10706	2-3	1-37
MS-2323-297	2-4	1-7	10716	2-1	1-74
MS-2323-299	1	1-16	10805	2-1	1-71
	2-4	1-3	10806	2-1	1-73
	2-6	1-3	10967	2-1	1-14
	2-7	1-3		2-1	1-41
N677806	3	2-3	10969	2-1	1-40
	3	2-10	10969-1	2-1	1-13
	3	3-3	10977	2-1	1-62
NPL3PENMAN24V	3	1-17	11326	2-5	1-19
NTC1888	2-2	2-7	11496	2-3	1-11
NTC6776	2-2	2-2	11496	2-3	1-42
NTC6828	2-2	2-3	11504	2-3	1-30

INDEX OF MANUFACTURERS PART/DRAWING NUMBERS
TO
CHAPTER, FIGURE AND ITEM NUMBERS

Manufacturers Part or Dwg number	Chapter 2-sub-chap	Fig & item	Manufacturers Part or Dwg number	Chapter 2-sub-chap	Fig & item
11847M	2	1-33		2-3	1-4
11856	2-3	1-46		2-3	1-49
11880	2-1	1-36		2-3	1-52
	2-1	1-59		2-3	1-56
11882	2-1	1-26		2-3	1-59
	2-1	1-49	12129	2-1	1-11
11883	2-1	1-25		2-1	1-38
	2-1	1-48		2-3	1-2
11884	2-1	1-24	12136	2-3	1-13
	2-1	1-47	12137	2-3	1-26
11885	2-1	1-23		2-3	1-33
	2-1	1-46		2-3	1-36
11986-1	2-3	1-7	12138	2-3	1-27
11996	2-3	1-58	12139	2-3	1-47
11997	2-3	1-55	12141	2-3	1-25
12000	2-3	1-43	12143	2-1	1-70
12039	2-3	1	12144	2-3	2-2
12041	2	1-54	12145	2-3	2-1
	2-1	1	12147	2-3	1-34
12042	2-3	1-46		2-3	1-39
	2-3	2	12158	2-1	1-30
12044	2-5	1-1		2-1	1-53
12049	2-3	1-15	12159	2-1	1-29
12051	2-1	1-1		2-1	1-52
12074	2-1	1-2	12161	2-1	1-21
	2-2	1-22		2-1	1-45
12095-1	2-1	1-76		2-3	1-35
	2-2	1-25		2-3	1-40
12095-2	2-1	1-77	12162	2-1	1-20
	2-2	1-24		2-1	1-44
12101	2-3	1-16	12164	2-1	1-72
12107	2-5	1-2	12167	2-1	1-63
12110	2-5	1-13	12170	2-3	1-28
12113	2-5	1-4	12171	2-1	1-17
12114	2-5	1-7	12172	2-1	1-18
12126	2-1	1-6	12173	2-1	1-12
	2-3	1-3		2-1	1-39
	2-3	1-51	12176	2-1	1-19
	2-3	1-53		2-1	1-43
	2-3	1-57	12182	2-5	1-14
	2-3	1-60	12187	2-5	1-9
12128	2-1	1-3	12189	2-5	1-6
	2-1	1-7	12190	2-5	1-5

**INDEX OF MANUFACTURERS PART/DRAWING NUMBERS
TO
CHAPTER, FIGURE AND ITEM NUMBERS**

Manufacturers Part or Dwg number	Chapter 2- sub-chap	Fig & item	Manufacturers Part or Dwg number	Chapter 2- sub-chap	Fig & item
12191	2-5	1-10	311-4320-400-50	2	2-10
12193	2-5	1-15		3	3-12
12194	2-5	1	3330	3	1-4
12215	2-3	1-17	36456		1-11
12216	2-3	1-16	419M12Z	2-2	2-13
12236	2-3	1-44	552819	2-2	2-12
12275	2-5	1-23	6853011	2	1-60
12297	2-5	1-12		2-2	1-14
12298	2-5	1-11	723-5045	2	1-NI 46
12317	2-1	1-66		2	1-50
12329	2-3	1-29	78/02/00	3	1-24
12336	2-1	1-4		3	1-28
	2-2	1-23	9592	2-3	2-3
12339	2-3	1-54			
12340	2	1-63			
12350	2-1	1-5			
12358	2-3	1-19			
12413	2-5	1-8			
12527	2-3	1-5			
	2-3	1-48			
12528	2-3	1-14			
12529	2	1-69			
	2-3	1-50			
12530	2-1	1-22			
12555	2-3	1-36			
12717	2-3	1-41			
12721	2-1	1-27			
	2-1	1-50			
12883	2-1	1-33			
	2-1	1-56			
12899	2-1	1-31			
	2-1	1-54			
12929	2-3	1-61			
12939	2-1	1-32			
	2-1	1-55			
12950	2-3	1-31			
1661-0414	4	1-NI 9			
171/01/000	3	1-19			
19180	2	1-35			
2348	3	2-9			
	3	3-2			
2771-0817	1	1-19			
296-8047	2	1-41			

**INDEX OF NATO STOCK NUMBERS
TO
ITEM NAMES AND DESCRIPTIONS**

NATO stock number	Item name	Item description
5330-99-109-9998	SEAL, PLAIN	Rubber, jointless, steel casing, 63 mm shaft dia, 10 mm w, 90 mm hsg bore dia
5310-99-122-3031	WASHER, FLAT	Steel, zinc plated, 9 mm max od, 0.80 mm nom thk, 4.50 mm hole dia
5310-99-122-5643	NUT, SELF-LOCKING, HEXAGON	Hexagonal self-locking nut M4
2590-99-131-6783	BRACKET, MOUNTING	Steel multi-angled bracket
6220-99-131-6784	LIGHT, UTILITY, VEHICULAR	White lamp with 90 degree holder
5360-99-131-6919	SPRING, HELICAL, COMPRESSION	Metal spring
4010-99-131-6923	PIN, SHOULDER, HEADED	Shouldered pin, threaded one end, two flats at other
5340-99-131-8050	JOCKEY WHEEL GEAR	Jockey wheel raise/lower gear
5310-99-131-8254	WASHER, LOCK, M12	Lock washer M12
5310-99-131-8515	NUT NYLOC	Hexagonal self-locking nut
5310-99-131-8516	NUT, AEROTIGHT	Hexagonal self-locking nut M10
5310-99-131-8622	WASHER, PLAIN	Washer, plain, M8-A2
1650-99-131-8998	BELLOWS, PROTECTION	Bellows c/w retaining straps
6220-99-132-7655	DIRECTIONAL LIGHT, VEHICULAR	Rear direction marker with 90 degree lamp holder
5305-99-133-0431	SCREW, ASSEMBLED WASHER	Hexagonal headed screw
2530-99-133-4624	CYLINDER ASSEMBLY, HYDRAULIC BRAKE	Single valve cylinder c/w reservoir
5365-99-134-7782	SPACER, SLEEVE	Metal cylindrical sleeve
5305-99-135-0432	SCREW, MACHINE	Steel, pan head screw, 25 mm lg, M5
4710-99-147-7140	PIPE, BENT, METALLIC	Preformed rigid brake pipe
5310-99-147-7220	WASHER, FLAT, M12	Flat washer, M12
5365-99-152-5237	BUSHING, NONMETALLIC	Rubber, 23.25 mm id, 45 mm o/a h, 64 mm o/a l, 60.4 mm w
4710-99-154-6542	PIPE, BENT, METALLIC	Preformed rigid braka pipe and fittings
2530-99-158-4689	DISC BRAKE SHOE SET	Four brake pad, complete axle set
5340-99-170-5262	MOUNT, RESILIENT	A metal outer and inner sleeve with metal between
5306-99-170-5264	BOLT U	U shaped bar, threaded at both ends
2510-99-173-8076	HINGE	Right angled hinge, threaded end, (RH)
2530-99-186-9143	SHIELD, BRAKE DISC	Preformed metal circular guard, lh
2330-99-190-7113	SPRING, AEON	Solid rubber rebound spring
6220-99-190-7115	LIGHT, FOG	Rear fog lamp with 90 degree lamp holder
4020-99-212-5884	COTTER PIN, SNAP RING C/W CORD	Metal pin on circular ring attached to steel cable
2540-99-212-5886	BOX, ACCESSORIES STOWAGE	Preformed metal box without lid (LH)
4730-99-212-6301	MANIFOLD BLOCK C/W SEAL	Accumulator manifold c/w fixings and seal
5310-99-212-6344	NUT, SELF-LOCKING, HEXAGON	Hexagonal self-locking nut
5310-99-212-6477	WASHER, PLAIN	Plain washer
5306-99-212-6478	BOLT, MACHINE	Hexagonal headed bolt
4820-99-212-6486	KIT, CALIPER BLEED NIPPLE	Caliper bleed nipple kit
9905-99-216-9394	PLATE, INSTRUCTION, PROPSTAND	Self adhesive label
5305-99-216-9413	SCREW, M6, S/STEEL	Hexagonal headed screw, st/steel, M6
5310-99-219-6431	NUT PLAIN M10	Hexagonal nut, M10
4720-99-225-8509	HOSE, NON-METALLIC C/W UNIONS	Flexible brake fluid pipe assembly

**INDEX OF NATO STOCK NUMBERS
TO
ITEM NAMES AND DESCRIPTIONS**

NATO stock number	item name	Item description
5310-99-231-7186	WASHER FLAT	Flat washer, M6
2510-99-238-1620	BAR, STABILIZER	U shaped, hole at either end
2530-99-244-7869	WHEEL, PNEUMATIC, TIRE	Irregularly shaped cross-section, 115.11 mm dia aperture, 5 stud holes csk equispaced on 165 mm PCD. 12 vent holes
5310-99-248-4291	WASHER, MOUNTING	Large washer to secure Aeon spring
5310-99-248-4332	NUT, PLAIN, ROUND	Circular slotted nut
2590-99-250-1673	BELLOWS, VALVE BLOCK	Synthetic rubber, black. 44.5 mm nom dia. 20 mm nom h, u/o auto-reverse valve
3040-99-251-5613	SHAFT ASSEMBLY, SHOULDERED	Handbrake pivot spacer c/w nuts and washers
5305-99-254-4455	SCREW, MACHINE	Hexagonal headed screw, steel, zinc passivate. M5. 20 mm nom lg
2430-99-258-0413	RETAINER, NUT AND BOLT	Preformed wire assembly, coiled loop either end
2530-99-258-8997	CAP, GREASE	Circular metal plate, holes around circumference
2530-99-264-0392	SHIELD, BRAKE DISC	Preformed metal circular guard. rh
5340-99-280-2402	BRACKET, MOUNTING	Welded fabricated bracket, 4 mounting holes, rh
5340-99-282-7221	CLIP	Metal clamp with rubber insert
5340-99-287-2134	BRACKET, MOUNTING	Welded fabricated bracket, 4 mounting holes, lh
4010-99-290-6147	COVER, ACCESS	Multi angled steel plate
5310-99-291-1319	NUT	Nut, M10 x 1.5 Din 980V-A2-70
2510-99-292-4698	FENDER, VEHICLE	Semi-circular mudguard with locating holes at either end
5340-99-297-6955	CLEVIS, ROD END	U shaped metal bracket, threaded hole one end, locating hole each leg
2950-99-302-0934	SUPPORT, RETRACTABLE, TRAILER	Straight, tubular leg with serrated edge, circular foot and locating hole
2540-99-304-5425	KIT, MH35 COUPLING	Damper assembly c/w mtg kit
5310-99-309-1094	WASHER FLAT	Flat washer, M6
2540-99-309-2254	PLATE, STIFFENER	Metal rectangular plate with two holes
5310-99-316-8060	WASHER SPRING	Lock washer
5340-99-318-1120	BUMPER, RUBBER	Tubular preformed rubber mounting
2530-99-322-9480	RESERVOIR, BRAKE FLUID, C/W CAP	Plastic container c/w threaded cap
5340-99-324-0080	STRAP, CHECK	Fibre material flat strap with loop at each end
2530-99-327-4327	MOUNTING KIT CALIPER	Mounting bracket c/w fixings
2590-99-338-4851	BRACKET, MOUNTING, NUMBER PLATE	Right angled metal bracket with locating holes for number plate and light
4730-99-344-9118	NIPPLE, GREASE	Grease nipple
2530-99-348-1037	HUB PIVOT KIT	14 piece pivot replacement kit
2590-99-351-4109	END CAP ASSEMBLY	Non circlip end cap c/w 4 x 6 mm lg socket head screws
6220-99-352-4404	GUARD, LAMP	Clear plastic guard
5330-99-354-0431	GASKET	Circular paper gasket, six bolt holes
5315-99-355-4300	PIN, LOCK	Steel spring clip
5365-99-359-6028	SPACER, SLEEVE	Cylindrical steel spacer
4720-99-361-2737	FLEXIBLE PIPE, MANIFOLD TO CHASSIS HARD LINE C/W UNIONS	Flexible brake fluid pipe assembly
2510-99-362-7337	SHOCK ABSORBER, DIRECT ACTION	Gas filled shock absorber

**INDEX OF NATO STOCK NUMBERS
TO
ITEM NAMES AND DESCRIPTIONS**

NATO stock number	Item name	Item description
5355-99-362-7782	KNOB INCL GRUB SCREW	One piece set
6620-99-363-1913	STOP LIGHT-TAILLIGHT, VEHICULAR	Stop and tail with 90 degree lamp holder
5305-99-371-9043	SCREW MACHINE	Hexagon head screw, M6, 8 mm lg
9905-99-386-7999	PLATE, INSTRUCTION, MAX LOAD	Rectangular aluminium plate w/two holes
2530-99-391-1758	KIT, CLIP SET	Brake pad pin and clip kit
5305-99-393-4378	SCREW MACHINE	Button head screw, M8, 30 mm lg
9905-99-399-7720	PLATE, INSTRUCTION, DATA	Rectangular aluminium plate w/hole in each corner
5310-99-400-8025	NUT, PLAIN, CONE. SEAT, HEXAGON	Hexagonal M16 nut
2610-99-405-6007	TIRE, PNEUMATIC	Radial, 10 ply, steel belted, tubeless, 7.50 x R16
5306-99-426-0123	ROD, THREADED END	Steel rod, threaded both ends
3120-99-433-1322	BEARING, WASHER, THRUST	Circular washer, flat machined surfaces
5315-99-440-1107	COTTER PIN, SNAP RING C/W CORD	Metal pin on circular ring attached to steel cable
5306-99-451-1711	BOLT MACHINE	Hexagon head bolt, M12, 80 mm lg
6220-99-452-9999	SIDELIGHT	Front marker with reflex reflector
5310-99-462-9732	WASHER, SPACER	Circular metal washer
4820-99-471-3131	KIT, VALVE BLEED NIPPLE	Valve bleed nipple kit
5310-99-491-1336	NUT, AEROTIGHT	Hexagonal self-locking nut M12
5305-99-496-0455	SCREW, CAP, HEXAGON HEAD	Steel, zinc plated, M5, hexagon hd, 16 mm nom lg
5340-99-499-8554	CLAMP, PIPE	Metal clamp with rubber insert
5340-99-500-6304	BRACKET, DOUBLE ANGLE	A single-holed, s/steel reinforcing plate
5310-99-502-2592	WASHER, KEY	Circular metal washer, 1 internal tab, several internal locking tabs
2540-99-503-3478	BOX, ACCESSORIES STOWAGE	Preformed s/steel box without lid (RH)
9905-99-517-3824	PLATE, INSTRUCTION, REAR HITCH	Plate, instruction, rear hitch
2590-99-549-5998	FRAME SECTION, STRUCTURAL	Metal right-angled plate
3120-99-549-6599	BEARING, FLANGED	Plain flanged cylindrical bearing
5340-99-549-8089	BUMPER, RUBBER	Preformed rubber pad
2590-99-562-5747	PLATE, LENS COVER	Square metal guard plate
5340-99-562-5761	CLEVIS, ROD END	U shaped metal bracket, threaded hole one end, locating hole each leg
2530-99-563-4954	BALL JOINT LINK ASSEMBLY	Anti-roll bar connector
5305-99-568-6020	SCREW SOCKET HEAD	Socket head screw
2530-99-570-0416	PIN, STRAIGHT, HEADED	Shouldered pin, split pin hole second end
2530-99-574-0143	ACCUMULATOR, HYDRAULIC	Accumulator c/w sealing washer and grub screw
2530-99-580-3883	PIN, STRAIGHT, HEADLESS	Pin, threaded both ends, machined spacer between
2510-99-582-5674	BODY, TRAILER	S/steel body; consists of floor and 3 sides
2530-99-584-1946	CABLE AND CONDUIT ASSEMBLY, VEHICULAR BRAKE	Two cable set c/w nuts and washers
2540-99-585-8484	COUPLER, DRAWBAR, RING	Damper assembly c/w tow eye
5305-99-585-8500	SCREW MACHINE	Hexagon head screw, M8, 30 mm lg
3120-99-589-8397	BEARING, FLANGED	Plain flanged cylindrical bearing
2530-99-601-8569	LINK, ACTUATING BRAKE, VEHICULAR	T formed lever, hole at one end

**INDEX OF NATO STOCK NUMBERS
TO
ITEM NAMES AND DESCRIPTIONS**

NATO stock number	Item name	Item description
5325-99-608-9236	GROMMET, NON METALLIC	Rubber circular grommet with groove round perimeter
8030-99-611-3031	SEALANT	Black, 310 cc aluminium cartridge
9905-99-611-7596	PLATE, INSTRUCTION, MOD RECORD	Rectangular aluminium plate w/hole in each corner
2510-99-617-7645	PLATE, METAL, BLANKING	Rectangular metal plate
2510-99-665-9761	HINGE	Right angled hinge threaded end. (LH)
6250-99-666-0437	BASE, LAMPHOLDER	Circular plastic base
5310-99-666-0691	WASHER LOCK	Lock washer, M6
5305-99-666-0956	SCREW MACHINE	Hexagon head screw
5306-99-666-1067	BOLT, OPERATING SPRING	Special bolt
2530-99-676-4702	AXLE TUBE, WELDED ASSEMBLY	Axle tube with spring and suspension mounts incorporated
5310-99-679-8242	NUT, LOCK	Locknut, M12, A2-70
2540-99-687-2052	PLATE, ILLUMINATED	Rectangular steel plate, one 90 degree flange
2540-99-696-3154	COVER, BOX, ACCESSORIES STOWAGE	Preformed metal lid with bar rings at both top corners
5310-99-700-7444	WASHER, FLAT, S/STEEL	Flat washer, st/steel, M5
2510-99-707-2540	HANGAR, SPRING, VEHICLE, TAPPED	Straight metal plate with two holes, one threaded
5310-99-724-2375	WASHER, SPRING TENSION	Circular metallic dished washer
5340-99-728-0563	CLAMP, LOOP	Plastic, single loop, 16.6 in. nom lg
4010-99-728-2055	CABLE ASSEMBLY, TAILGATE SUPPORT	Plastic coated steel cable: eye 1st end spring clip 2nd end
5305-99-730-5036	SCREW	Machine screw
5310-99-735-6933	WASHER, PLAIN	Plain washer, M12
2540-99-741-4909	COVER, BOX, ACCESSORIES STOWAGE	Preformed metal lid with bar hinges at both top corners
2530-99-743-0406	HUB, WHEEL, VEHICULAR C/W STUDS	Circular, machined steel hub, 5 threaded studs, internal machining for bearings
3120-99-744-3361	PARTS KIT, BEARING REPLACEMENT, MECH EQPT	11 piece hub bearing kit
5325-99-748-4316	RING RETAINING	Spring steel clip
2540-99-750-5070	PROTECTOR, CHASSIS	Plastic right-angled bracket
5310-99-752-5091	NUT, TITAN	Hexagonal nut
5340-99-759-7893	LEVER, MANUAL CONTROL C/W QUADRANT	Preformed metal lever c/w spring, plunger knob, pawl, rack and lifter rod
5315-99-762-1764	PIN, STRAIGHT, HEADED	Steel pin with handle
6220-99-766-1372	LIGHT, UTILITY, VEHICULAR	Single built light unit
2530-99-767-0976		Threaded locking handle
5305-99-777-5358	SCREW, MACHINE	Steel, zinc coated, pan hd, M4, 40 mm nom lg
4720-99-778-0381	HOSE NON-METALLIC MCYL TO ACCUMULATOR FLEXIBLE PIPE	M/cyl to accumulator flexible pipe
5315-99-782-3460	PIN, COTTER, SPLIT	Cotter pin, 1 in. lg
5340-99-782-8249	CLIP, CHAIN AND LOOP	One piece set
9905-99-783-1446	PLATE, INSTRUCTION, CONTRACT PLATE	Rectangular aluminium plate w/hole in each corner

**INDEX OF NATO STOCK NUMBERS
TO
ITEM NAMES AND DESCRIPTIONS**


NATO stock number	Item name	Item description
5310-99-787-6222	WASHER, PANEL FASTENER SCREW	Steel, zinc plated w/chromate, 17 mm max od, 9.30 mm max id, 1 mm max matt thk, w/8 cutouts equipments on id
4030-99-790-4364	SHACKLE	D shaped ring swivelling on a threaded rod
4810-99-794-7981	VALVE BLOCK KIT	Valve c/w mtg kit
2530-99-799-0300	KIT, CALIPER N/S	Caliper c/w mtg kit
5305-99-805-6811	SCREW, TAPPING, THREAD FORMING	Steel, zinc plated w/chromatre, pan hd slotted drive, 0.375 in. nom lg
5340-99-804-7030	CLEAT, ROPE	Steel, double horn, 4 in. l, 1 1/4 in. h, 2 mtg holes
5340-99-809-1703	BUSHING, RUBBER	Synthetic, 3/4 in. id, 1 29/64 in. od, 7/8 in h
5310-99-811-0479	WASHER, FLAT, M6, S/STEEL	Flat washer, s/steel, M6
5330-99-818-8130	GASKET AND SEAL SET	Nine piece set
2530-99-818-9336	PARTS KIT, DISC BRAKE	Brake disc, c/w bolts, washers and gasket
5340-99-821-1372	CLEAT, ROPE	Single closed base, single horn, w/2 mtg holes drilled in base
5310-99-827-5524	NUT, SELF-LOCKING, HEXAGON	M5, steel nut and plastic locking insert
9905-99-831-3338	REFLECTOR, INDICATING, CLEARANCE	Amber, rectangular shape, 10.25 mm l, 6.5 mm h, 48 mm w
2510-99-833-4776	PLATE, CLOSURE	Circular plate with two nght angled flanges
5307-99-833-7952	STUD	Axle retaining stud
2530-99-837-3058	KIT, CALIPER O/S	Caliper c/w mtg kit
5305-99-837-9041	SCREW MACHINE	Hexagon head screw, M6 x 20 mm lg
9905-99-842-0061	REFLECTOR, INDICATING, CLEARANCE	Plastic, red, triangular shape, 2 part assy
7690-99-850-3683	STENCIL, MARKING, TYRE PRESSURE	Card stencil template
2510-99-858-1482	ASSEMBLY, LEAF, SPRING	Seven leaf spring held together with four clamps and secured to vehicle with U bolts
2510-99-865-1738	TAILGATE, VEHICLE	S/steel tailgate w/o fittings
2530-99-867-0451	WHEEL, SOLID RUBBER TIRE	Jockey wheel, bush and spindle
5310-99-867-8397	WASHER, PLAIN	Plain washer, M5 x 20 mm dia
5310-99-869-9175	NUT FULL	Nut full
5340-99-874-2272	CLIP, SPRING, TRAILER SOCKET	Spring clip for trailer socket
4720-99-874-2584	HOSE, NONMETALLIC	Rear caliper flexible pipe and fittings
5305-99-875-3045	SCREW MACHINE	Hexagon head screw, M10 x 30 mm lg
4720-99-884-6586	HOSE, NONMETALLIC	Rear valve flexible pipe and fittings
5330-99-884-7659	RUBBER STRIP	Rectangular rubber strip having six holes
5340-99-885-1189	STRAP, RETAINING	Steel, 57 mm h, 2 mtg holes, 30 mm w hoop
5340-99-887-6315	BRACKET, MOUNTING, FENDER	Right angled metal bracket
4010-99-891-0371	CABLE, BREAKAWAY	Twin wire cables joined at 1st end, spring clip at 1st end, loop at each of 2nd ends
5307-99-912-0252	STUD, WHEEL	Headed stud, spline located, M16 thread
9905-99-916-9737	PLATE, INSTRUCTION, CHECKLIST	Rectangular aluminium plate w/hole in each corner
2540-99-927-5359	PLATE, STIFFENER	Metal rectangular plate with two holes
5340-99-930-3191	PLATE, MOUNTING	U section steel bracket
4710-99-934-0978	PIPE, BENT, METALLIC	Preformed rigid brake pipe and fittings

**INDEX OF NATO STOCK NUMBERS
TO
ITEM NAMES AND DESCRIPTIONS**

NATO stock number	Item name	Item description
2530-99-936-3638	PIN, TAPERED, THREADED	Metal pin, tapered 1st end, parallel shaft 2nd end, tapered face between
2510-99-957-9423	HANGAR SPRING, VEHICLE	Straight metal plate with two holes
5315-99-961-3054	TAILGATE SECURING PEG	Metal peg, threaded at 1st end, hole in shank at 2nd end
5340-99-968-3691	STAPLE, HASP	Metal bracket with hole at either end
2540-99-973-9528	PIN, PINTLE	Steel pin with handle
6150-99-975-7189	WIRING HARNESS	Several cables in waterproof cover
6240-99-995-1337	LAMP, FILAMENT	Transparent bulb, 24V, 21w

**INDEX OF NATO STOCK NUMBERS
TO
ITEM NAMES AND DESCRIPTIONS**

NATO stock number	Item name	Item description
5315-99-961-3054	TAILGATE SECURING PEG	Metal peg, threaded at 1st end, hole in shank at 2nd end
5340-99-968-3691	STAPLE, HASP	Metal bracket with hole at either end
2540-99-973-9528	PIN, PINTLE	Steel pin with handle
6150-99-975-7189	WIRING HARNESS	Several cables in waterproof cover
6240-99-995-1337	LAMP, FILAMENT	Transparent bulb, 24V, 21w



COMMENT(S) ON AESP*

To: DCCS
BFPO 794

From:
.....
.....
.....

Sender's Reference	BIN Number	Date
AESP* Title:		
Chapter(s)/Instruction	Page(s)/Paragraph(s)	
If you require more space, please use the reverse of this form or a separate piece of paper. Comment(s):		

Signed: Telephone No.:
Name (Capitals): Rank/Grade: Date:
X

FOR AESP* SPONSOR USE ONLY

To: From:
.....
.....

Thank you for commenting on AESP*:

Your reference: Dated:

Action is being taken to:	Tick		Tick
Issue a revised/amended AESP*		Under investigation	
Incorporate comment(s) in future amendments		No action required	
Remarks			

Signed: Telephone No.:
Name (Capitals): Rank/Grade: Date:

* AESP or EMER